

## Lighting

The house control console consists of a grandMA2 full-size with MAnet, grandMA2 full-size tracking backup console, a grandMA2 full-size side-stage remote console, and a designer's remote video station. The main console is located in the lighting booth at the rear of First Balcony, house centre and cannot be moved.

Operation of house light and stage work lights/running lights is through an ETC Paradigm architectural controller. Houselights can be operated from the lighting console, or the independent control stations.

Space for road lighting consoles is available in the house mix position, which is located at the rear center of the Main Floor seating. 160' [50m] snake minimum (225' [70m] or longer recommended) is required to reach from the DSR mousehole to the mix position. Main road power is located on the USR wall.

### Dimmers:

1072 – 2.4K/20A CD80/CD80SV dimmers with C21 controls (dimmer per circuit)

20 – 6K/50A dimmers

19 – 2.4K/20A constant modules (LED house lights)

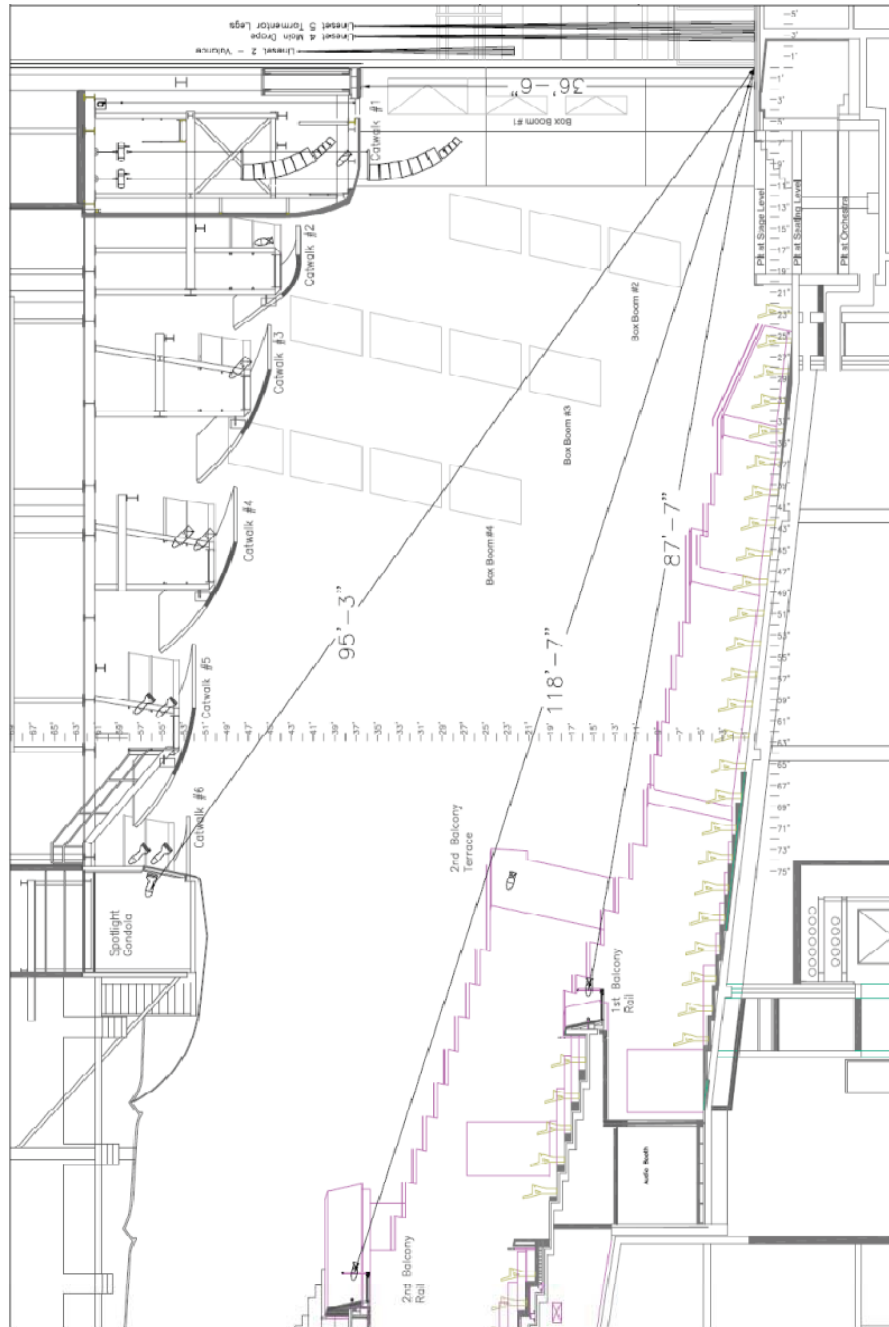
123 – 2.4K/20A non-dim circuits

All 20A circuits utilize NEMA L5-20 twist lock connectors.

All 50A circuits utilize NEMA 5-50 straight pin connectors.

DMX routing capabilities is available from/to:

Rear Center Main Floor Seating, Main Floor Seating, Lighting Booth, Up Stage Left, Down Stage Left, Up Stage Right, Down Stage Right, Linesets #7, #19, #30 and #39; SR Side Bridge, SL Side Bridge, Dimmer Room, Spotlight Gondola, Catwalks, Projection Room, First Balcony Rail, Second Balcony Rail, Box Booms Level B and D, and Loading Dock/ Lighting Lockup.



## House Hang

An extensive house lighting hang is included with the rental. House hang fixtures are available to the client for use and repurposing, but any alteration of the house hang must be restored before the end of the rental period. Any labour cost required for the restore is the responsibility of the lessee.

## Front of House Lighting

### Catwalk #1:

24 - 26 Degree ETC Source Four, 575 watt  
24 - 20 Amp dimmer

### Catwalk #2:

24 - 19 Degree ETC Source Four, 575 watt  
24 - 20 Amp dimmer  
2 - 20 Amp non-dim

### Catwalk #3:

Lower Rail: 24 - 14 Degree ETC Source Four, 750 watt  
Upper Rail: 24 - 15/30 Degree Zoom ETC Source Four, 750 watt  
48 - 20 Amp dimmer  
2 - 20 Amp non-dim

### Catwalk #4:

Lower Rail: 24 - 14 Degree ETC Source Four, 750 watt  
Upper Rail: 24 - 14 Degree ETC Source Four, 750 watt  
48 - 20 Amp dimmer

### Catwalk #5:

Lower Rail: 30 - 10 Degree ETC Source Four, 750 watt  
- 12 installed with Sea Changer colour changers  
Upper Rail: 30 - 10 Degree ETC Source Four (14 at 575 watt, 16 at 750 watt)  
60 - 20 Amp dimmer  
2 - 20 Amp non-dim

### Catwalk #6 SL:

Lower Rail: 11 - 10 Degree ETC Source Four (5 at 575 watt, 6 at 750 watt)  
Upper Rail: 3 - 5 Degree ETC Source Four, 575 watt  
2 - Alpha 1500 Moving Light  
12 - 20 Amp dimmer  
1 - 20 Amp non-dim

### Catwalk #6 SR:

Lower Rail: 11 - 10 Degree ETC Source Four (5 at 575 watt, 6 at 750 watt)  
Upper Rail: 3 - 5 Degree ETC Source Four, 575 watt  
2 - Alpha 1500 Moving Light  
12 - 20 Amp dimmer  
1 - 20 Amp non-dim

### Spotlight Gondola:

8 - 10 Degree ETC Source Four, 575 watt  
16 - 20 Amp dimmer  
4 - 20 Amp non-dim

## Balcony Rails

### First Balcony Rail:

- 24 - 19 Degree ETC Source Four, 750 watt
- 24 - 20 Amp dimmer
- 2 - 20 Amp non-dim
- 1 - 50 Amp 125v dimmer, 1 - 50 Amp 125v non-dim

### Second Balcony Rail:

- 30 - 14 Degree ETC Source Four, 750 watt
- 30 - 20 Amp dimmers
- 2 - 20 Amp non-dim

### Terrace Seating Rail (each side):

- 4 - 19 Degree ETC Source Four, 575 watt (two as curtain warmers)
- 4 - 20 Amp dimmers

## Box Booms (Sidewall Coves – mirrored)

### Box Boom #1 (limited sightlines to stage):

- 4 - 36 Degree ETC Source Four, 575 watt
- 4 - 26 Degree ETC Source Four, 575 watt (work in pairs with 36 Degree fixtures)
- 1 - 36 Degree Ovation E3
- 1 - 26 Degree Ovation E3
- 6 - 19 Degree, ETC Source Four, 575 watt
- 16 - 20 Amp dimmer
- 1 - 20 Amp non-dim

### Box Boom #2 (limited sightlines to stage):

- 2 - 36 Degree ETC Source Four, 575 watt
- 12 - 26 Degree ETC Source Four, 575 watt (work in pairs with 36 Degree fixtures)
- 1 - 36 Degree Ovation E3
- 1 - 26 Degree Ovation E3
- 2 - Wildfire LT-400 UV Emitters
- 12 - 20 Amp dimmer

### Box Boom #3:

- 24 - 15/30 Degree Zoom, ETC Source Four, 750 watt
- 24 - 20 Amp dimmer
- 4 - 20 Amp non-dim

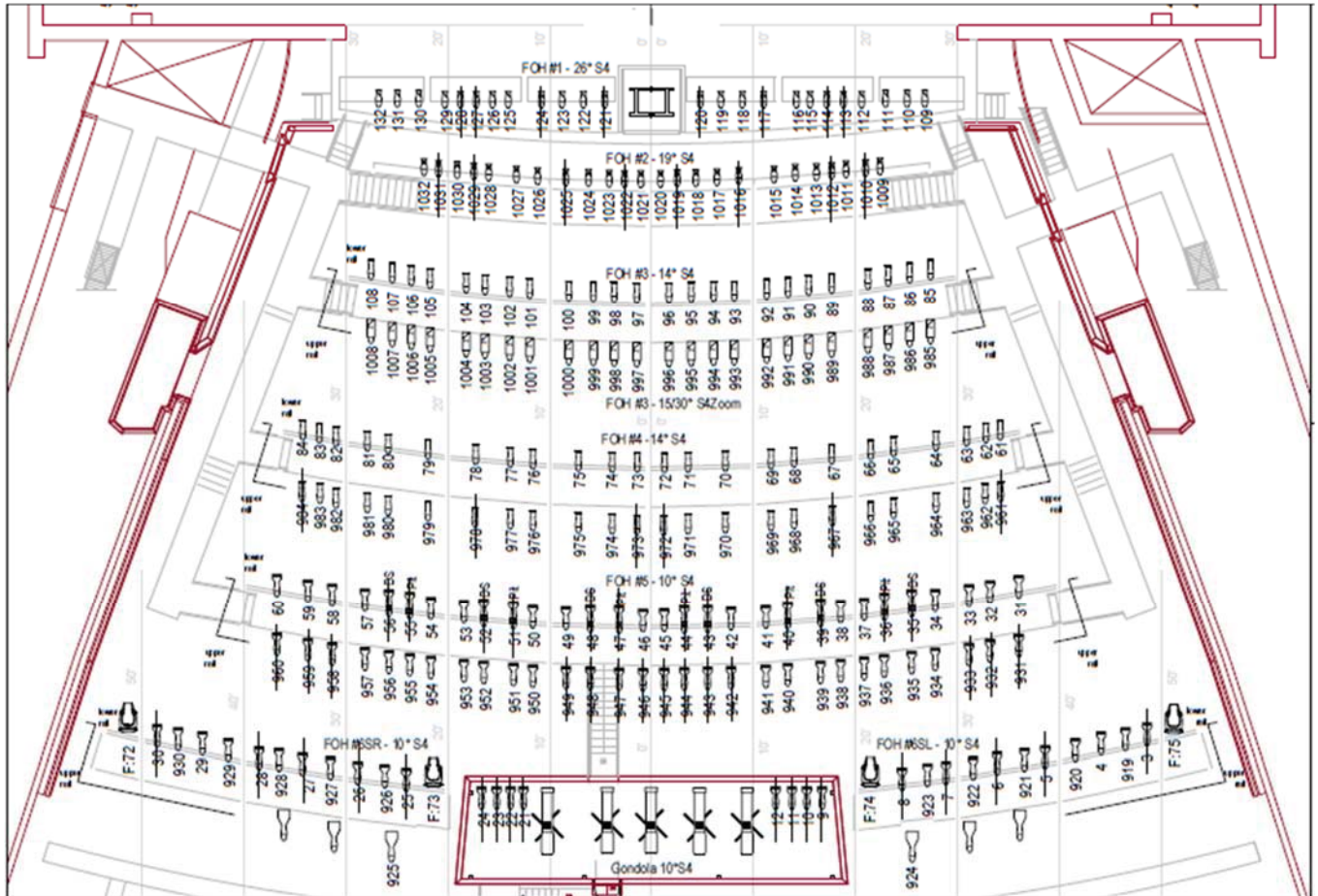
### Box Boom #4:

- 18 - 19 Degree ETC Source Four, 575 watt (work in pairs)
- 1 - 10 Degree ETC Source Four, 575 watt
- 1 - Alpha 1500 Moving Light
- 13 - 20 Amp dimmer

## Follow Spots

### Spot Gondola in FOH Ceiling, adjacent to Catwalk #6.

- 5 - Robert Juliat 'Merlin' 1515C, 2500 watt HMI follow spots (includes one spare)
- Power available for up to 6 follow spot positions
- 6 - NEMA L6-30, 30A 250V, and/or 4 - NEMA L6-20, 20A 250V



**Front of House Catwalks**

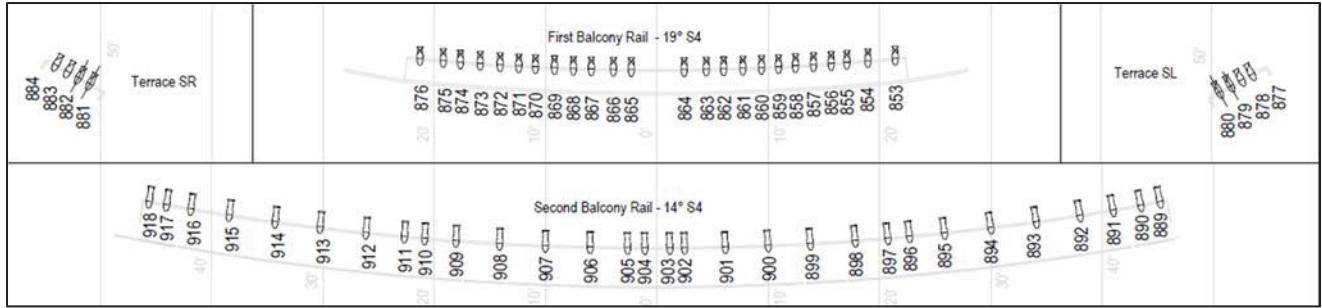
Fixtures used in the house hang are shown with a line through the symbol.  
 House hang fixtures are typically lamped at 575 watts.

**Follow Spot House Colours**

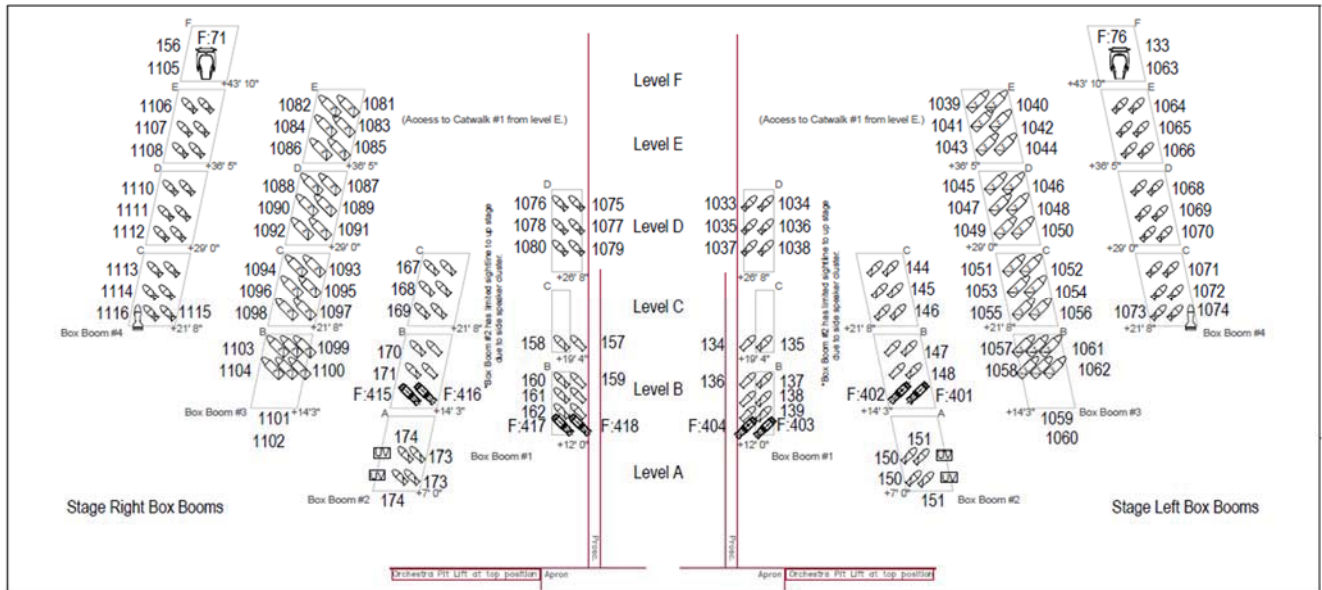
Frame #	Gel #	Description
1	R33	No Colour Pink
2	R34	Flesh Pink
3	R54	Special Lavender
4	L205	1/2 CTO
5	L202	1/2 CTB
6	R132	Quarter Hamburg Frost

Other colours are available for mounting.

# The Venue, The Possibilities



**Balcony Rails and Terrace**



**Box Boom**

Fixtures used in the house hang are shown with a line through the symbol.  
 House hang fixtures are typically lamped at 575 watts.

## On Stage Positions

### Electrics #1 (Lineset #7):

48 - 20 Amp dimmers - single hanging pipe with a house hang comprised of:

5 - Ayrton Eurus TC automated lighting fixture

8 - 26 Degree ETC Source Four, 575 watt

4 - 36 Degree ETC Source Four, 575 watt

### Electrics #2 (Lineset #9):

48 - 20 Amp dimmers - single hanging pipe with a house hang comprised of:

28 - Wide Flood MCM PAR, ETC Source Four, 575w (borderlight consisting of red, blue, lav and amber)

7 - Robin 800, Robe LED automated wash fixture

### Electrics #3 (Lineset #19):

48 - 20 Amp dimmers - single hanging pipe with a house hang comprised of:

28 - Wide Flood MCM PAR ETC Source Four, 575w (borderlight consisting of red, blue, lav and amber)

7 - Robin 800, Robe LED automated wash fixture

### Electrics #4 (Lineset #30):

48 - 20 Amp dimmers - single hanging pipe with a house hang comprised of:

5 - Ayrton Eurus TC automated lighting fixture

4 - 26 Degree ETC Source Four, 575 watt

2 - 36 Degree ETC Source Four, 575 watt

### Electrics #5 (Lineset #32)

24 - 20 Amp dimmers (most circuits with two outlets) - single hanging pipe with a house hang comprised of:

28 - Wide Flood MCM PAR, ETC Source Four, 575w (borderlight consisting of red, blue, lav and amber)

7 - Robin 800, Robe LED automated wash fixture

### Electrics #6 (Lineset #38)

22 - 20 Amp dimmers; 2 - 20A non-dim - single hanging pipe with a house hang comprised of:

12 - MFL PAR64, 1KW - no color

5 - Ayrton Eurus TC automated lighting fixture

### Electrics #6A (Lineset #45)

30 - 20 Amp dimmers (circuits with two outlets)

### Electrics #7 (Lineset #46)

12 - Color Force II 72 RGBA LED Cyclorama fixtures

**Side Bridges** are controlled by chain motors and can be raised to a maximum clearance of 32' [9.75m].

8 - 26 Degree ETC Source Four, 575 watt

8 - 19 Degree ETC Source Four, 575 watt (work in pairs with 26 Degree)

4 - 26 Degree Ovation E3

4 - 19 Degree Ovation E3

2 - 50 Amp dimmer

22 - 20 Amp dimmers, two tails per circuit

10 - 6 circuit soca outlets (60 - 20 Amp dimmer)

6 - 20 Amp non-dim

### Tormentor Lighting Positions (each, mirrored):

2 - 26 Degree ETC Source Four, 575 watt

2 - 19 Degree ETC Source Four, 575 watt (work in pairs with 26 Degree)

1 - 90 Degree ETC Source Four, 575 watt (worklight)

6 - 20 Amp dimmers





## Additional Lighting Equipment

These instruments are in addition to the house hang and are kept in storage. These fixtures, plus the 'on stage position' fixtures are available to augment or replace the house hang. A house hang restore is required during the event's load out.

### Fixtures

70	19 Degree, ETC Source Four, 575 watt
1	19 Degree Ovation E3
83	26 Degree, ETC Source Four, 575 watt
1	26 Degree Ovation E3
52	36 Degree, ETC Source Four, 575 watt
12	50 Degree, ETC Source Four, 575 watt
3	10 Degree, ETC Source Four, Lens Tube
6	19 Degree, ETC Source Four, Lens Tube
13	26 Degree, ETC Source Four, Lens Tube
12	36 Degree, ETC Source Four, Lens Tube
4	70 Degree, ETC Source Four, Lens Tube
2	90 Degree, ETC Source Four, 575 watt
24	25/50 Zoom, ETC Source Four, 575 watt
5	15/30 Zoom, ETC Source Four, 750 watt
12	Pallas Four Ground row units, 1 KW each colour, 4 colours in each unit
12	Iris 4, Ianiro, Cyc Light units, 1 KW each colour, 4 colours in each unit
32	10" Fresnel, Ianiro, 2 KW (barn doors available)
32	8" Fresnel, Strand, 2 KW (barn doors available)
6	6" Fresnel, Strand Fresnellite, 1 KW
6	Pepper Fresnel, 200 watt
48	MCM PAR, ETC Source Four, 575watt with lens kit - Wide, Medium, Narrow, and Very Narrow lenses available.
22	PAR64 Par Cans - 1000 W - 3200 K. - Wide, Medium, Narrow, and Very Narrow bulbs available.
9	Robin 800, Robe, LED automated wash fixture
8	Ayrton Eurys TC automated lighting fixture
22	Color Force II 48 RGBA LED cyc/wash fixture (mode 9)
6	Nexus 4x4 LED Blinders
3	Ayrton Eurys TC automated lighting fixture

### Hazers

2	MDG ATMe Hazers
2	MDG APS Hazers
2	Look Unique 2 Hazers

### Accessories

Drop-in iris kits for Source Fours

Metal Gobo Holders: 190 - Source Four 'A' size; 12 - Source Four 'B' Size

- Contact facility if using glass gobos. Must be 'B' size.

Colour media stocked: ROSCOLUX