

SOUTHERN ALBERTA JUBILEE AUDITORIUM

Information Subject to Change

Location

1415-14 Avenue NW
Calgary, AB Canada T2N 1M4
M (403) 297-8000
F (403) 297-3818

www.jubileeauditorium.com
Jubilee@JubileeAuditorium.com

General Manager (Director)

Mr. Scott McTavish
D (403) 441-8683 (Calgary)
D (780) 427-6009 (Edmonton)

scott.mctavish@gov.ab.ca

Seating Capacity

Main Floor and Terrace	1017	fixed seats plus up to 29 portable seats or 14 wheelchair
Orchestra Pit*	118	portable seats
First Balcony and Terrace	751	fixed seats plus up to 10 portable seats or 6 wheelchair
Second Balcony	598	fixed seats
Total (no orchestra pit seating)	2366	fixed seats (2405 maximum including 39 portable seats)
Total (with orchestra pit seating)*	2484	fixed seats (2523 maximum including 39 portable seats)

The Southern Alberta Jubilee Auditorium is a soft-seat venue. Please see our [web site](#) for [seating layout](#).

*Use of Orchestra Pit seating will incur additional set up and tear down costs.

Contacts

Rentals and Bookings

Mr. Richard Hansen (acting)
(403) 297-8000

SAJA.Book@JubileeAuditorium.com

Event and Back of House Advance Technical Contact

Mr. Robert Armstrong, *Technical Coordinator - Stage*

D (403) 297-8670

SAJA.Tech@JubileeAuditorium.com

Front of House, Lobby Setups, Banquets and Reception Bookings

Ms Krys Christoffersen, *Manager – FOH Operations*

D (403) 441-8681

SAJA.FOH@JubileeAuditorium.com

This document contains detailed information about the technical capabilities and working provisions for the Southern Alberta Jubilee Auditorium. Please read carefully. Direct any questions or queries for further information to the Technical Coordinator – Stage at SAJA.Tech@JubileeAuditorium.com

Table of Contents

Occupational Health and Safety Policies.....	3
Back of House Rules and Regulations	4
Stage Crew and Union	6
Stage	7
Dimensions.....	7
Rigging.....	9
Stage Floor.....	11
Orchestra Pit.....	11
Curtains/Soft Goods.....	12
Pianos.....	13
Additional Staging Equipment.....	13
Lighting.....	14
House Hang	15
Additional Lighting Equipment.....	22
Audio.....	23
Booth Equipment.....	23
Splitter System	24
Speakers.....	24
Microphones.....	25
Intercom.....	26
Internet.....	26
Projection	27
Power Distribution	28
Backstage Amenities.....	29
Dressing Rooms	29
Musicians’ Lounge	30
Conductor’s Suite	31
Wardrobe Room	31
Performers’ Lounge.....	32
Green Room	32
Barre Room.....	33
Rehearsal Room.....	33
Truck Route and Parking.....	34
Loading Facility	34

Occupational Health and Safety Policies

The Southern Alberta Jubilee Auditorium operates in accordance with all federal and provincial Occupational Health and Safety legislation and regulations. Safe work practices, including the ones below, have been adopted to reduce the risk of injury to Auditorium staff, volunteers, venue Lessee and their workers, and International Association of Theatrical Stage Employees (IATSE) stagehands.

Fall Protection

If a worker can fall distance of more than 3 meters (10 feet), or where another fall hazard has been identified, an appropriate fall protection system shall be utilized to protect the worker consisting of at least one of the following methods: guard rails; safety netting; travel restraint; personal fall arrest systems; control zones. Any worker using travel restraint or personal fall arrest must have current certification of fall protection training.

When any work is performed in the FOH catwalks, box booms, and balcony rails, the worker shall wear and use as directed by Auditorium instructions and representatives, appropriate fall protection. When any work is being performed outside of the catwalk guard rails, the worker shall wear and use approved harness and fall arrest equipment as per Auditorium instructions and policies. When any work is being performed on a personnel lift, and the lift must be moved/adjusted while at elevation, the worker shall wear a safety harness and fall arrest as per the High Engineering *100% Tie-off to Batten Procedures* manual. A safety harness is not required for the operation of the drivable scissor lift provided it is used on a level surface.

Workers may supply their own PPE i.e. harness, lanyard and shock absorber as long as the PPE meets CSA standards and is subject to a visual inspection by the House Crew.

Hard Hats

During all work calls when there are workers on the grid or otherwise overhead, everyone working, supervising or visiting the stage must wear a CSA approved hard hat (CSA Standard Z94, Class E). This includes pushers of lifts and workers footing ladders.

Steel-Toed Footwear

During all work calls it is strongly recommended that CSA approved footwear with safety toe caps, shanks (Class 1, green "patch" triangle) and electrical shock resistance (white rectangle with orange Omega symbol) be worn at all times. It is also strongly recommended that long pants are worn at all times while working on the stage.

Orchestra Pit Netting and Pit Lift Usage

If the orchestra pit lift is lowered 47" (1200mm) or more below stage level, the orchestra pit safety net must be installed. The orchestra pit lift shall not be moved with performers or musicians on it. The orchestra pit lift shall not be positioned at the audience level for a show without either the pit wall in place or the pit seating in place. The Lessee is responsible for the labour costs to install and remove the pit safety net, and/or the pit wall and seating. The Technical Coordinator or designate has the final say on safe use and operation of the orchestra pit lift.

Failure to comply with any safe work practice may result in work stoppage and eviction from the stage.

Back of House Rules and Regulations

As per the License Agreement, the Lessee including its employees, agents, contractors and volunteers, (and where possible, its patrons, guests and other invitees) shall comply with the general rules, regulations and prohibitions of the Auditorium.

Fire Alarm System

The Southern Alberta Jubilee Auditorium utilizes a fire alarm system designed for buildings of public assembly, consisting of audible alerts and strobe lights. The alarm deploys in two stages, to allow time to investigate the cause of the alarm and reduce the disruption of false alarms.

In first stage, the audible alarm sounds intermittently and the strobes flash slowly in the lobbies, meeting rooms and backstage areas only. The alarm is not audible or visible in the audience chamber. It is not necessary to evacuate during this stage.

In second stage, the audible alarm is continuous and the strobes flash rapidly in all areas of the building including the audience chamber. **Second stage requires immediate evacuation.** All persons **MUST** exit the building through the nearest safe exit. Evacuation maps are posted in all back of house rooms. Verbal announcements are made shortly after the alarms begin ringing continuously and Jubilee staff shall help clear the building.

No Smoking

In accordance with Calgary City Bylaw S7M92 and The Alberta Tobacco Reduction Act, the Southern Alberta Jubilee Auditorium is a non-smoking facility and the Lessee must ensure there is no smoking in the Back of House and Stage areas. E-cigarettes, personal vaporizers (PVs), and electronic nicotine delivery systems (ENDS) are considered smoking devices. As such, they are prohibited in all areas of the facility. Outdoor smoking areas are available near Stage Door.

Any fines incurred will be the responsibility of the client.

Prop Cigarettes

In accordance with Local Bylaws, no tobacco cigarettes may be used onstage during any event. If a cigarette is required as a part of a performance then that cigarette shall be a non-tobacco cigarette only. Sources of lighting the cigarette and the cigarette itself may require an open flame/pyrotechnics permit.

Pyrotechnics and Open Flame

When any pyrotechnic effect is used in a production or event, the Lessee must obtain a permit from the Calgary Fire Department before such effect is used.

Details on the type of effects, sequence of firing, extinguishing procedures and a stage layout indicating the location of extinguishing devices are required, as well as a list of personnel involved. All certificates of Fire Retardancy/Resistance must be made available upon request. As part of the permit process, the Southern Jubilee Auditorium shall provide the Lessee with a letter acknowledging the show's use of the effect.

The Venue, The Possibilities

Any person firing pyrotechnics must have current and proper level of certification from the Explosives Regulatory Division of Natural Resources of Canada. Without a valid permit and certification, the Auditorium will not authorize the use of any pyrotechnics.

NOTE: Applications for permits is through the City of Calgary 311 service, no more than 30 days prior to the event. A demonstration may be requested by the Fire Department. The Lessee is responsible for all permit fees and charges.

For open flame and smudging requirements, contact the Technical Coordinator.

Fire Arms

If a show or event requires the use or display of a firearm or replica which does not fall under antique firearms description as set out by the Royal Canadian Mounted Police, or is a deactivated firearm, the handler must possess a valid firearms license and the Lessee must have a valid Business Firearms License. The handler must do a thorough demonstration of the firearm to the performer before being used by the performer.

If prop guns are being fired in performance, a firearm discharge permit is required from the Calgary Police Department, with the following information: dates of use, items being fired and number of times, and who is handling the prop gun. Contact the Technical Coordinator for current application process.

The Southern Alberta Jubilee Auditorium has available a gun safe for the required secure storage of all firearms.

House PA

When the client chooses to use the Auditorium's house speakers (PA) the house audio technician will have the discretion and authority to limit audio levels for the safety of the equipment and attendees. The house audio technician will have the final say regarding who operates the PA.

Power Tie-In:

All electrical connections using cam lock or pig tails must be performed by a certified electrician (CE) with a valid Journeyman ticket issued by the Province of Alberta. Connections that are of a multiple-pole plug type of 50 amperes or less with a "first make, last break" grounding pole may be connected by Auditorium house technician staff.

Disconnection of cam lock connectors may be done by the Auditorium House Lighting Technician after power panels are powered down, unless an electrician is requested in the client's rider information or crew call, in which case the CE will be called for the disconnection. All pig tail or bare wire disconnections will be done only by a Certified Electrician. This person will be added to the crew call for the event.

Orchestra Pit Seating

The standard configuration of the orchestra pit is "not seated" with the lifts raised to stage level. Any event requiring seats on the orchestra pit is responsible for all labour costs to install and remove the seating.

Intermission and Show Length

The minimum length of time for an intermission is 20 minutes. Events with no intermission shall be charged an additional fee over and above the standard rental charge. Refreshment and bar facilities are available in all lobbies one hour pre-show and during intermission.

The maximum show length *including* an intermission is 3 hours from the advertised start time. If an event exceeds this length then an additional fee shall be charged.

Backstage Catering

Backstage catering may be provided by the client's company of choice; however it cannot be offered to or consumed by the public.

Fire Curtain

The fire curtain line shall remain clear of obstructions at all times and must be able to travel freely to the permanent stage deck at all times.

COVID-19 Mitigations and Policies

Contact the Technical Coordinator for information on required and recommended procedures.

Stage Crew and Union

The services of three House Technicians (one Stage, one Audio, and one Lighting Technician) for up to eight hours per day are included in the facility rental. All hours over eight hours per day will be billed to the Lessee at prevailing rates, premiums and penalties, on the venue settlement. Please consult with the Technical Coordinator – Stage to obtain a labour estimate. The House Technicians are responsible for the safety of the client, patrons and workers, and to supervise, integrate and operate house equipment only.

Any additional stagehand labour required for the fit up, operation and tear down of events must be hired through I.A.T.S.E. Local #212. The number of additional stagehands needed shall be determined in consultation with the Technical Coordinator after assessing the technical elements of the event. Please be aware that stagehand labour costs can easily exceed the facility rental costs.

I.A.T.S.E. Local #212 will provide the Lessee with an estimate of the additional labour charges, which the Lessee must approve prior to any labour bookings. The Lessee is responsible to pay the Union directly for all additional labour charges. The Union may require a deposit.

I.A.T.S.E. Local 212

#201, 208 - 57th Avenue S.W.,

Calgary, Alberta

T2M 2K8

Main Office Phone: (403) 250-2199

www.iatse212.com

stageba@iatse212.com

Stage

Dimensions

Proscenium Opening

Maximum:	36' 6" h x 59' 10" w	[11.2m x 18.2m]
Minimum:	19' 0" h x 32' 0" w	[5.7m x 9.75m]
Typical:	22' 4" h x 56' 0" w	[6.8m x 17m]

Opening is adjusted using soft Grey Valence and Legs.

Height of stage: 3' 5" [1.05m]

Distance from Proscenium (plaster line/setting line) to:

Back Wall of Stage	45' 8"	[13.91m]
Structural Columns on back wall:	44' 2"	[13.46m]
Front edge of Stage:	5' 9" SL	[1.75m]
	5' 6" SR	[1.67m]
Front edge of Orchestra Pit (forestage):	19' 0"	[5.79m]
Main Floor Back Wall (Audio Booth):	98' 0"	[30m]
Front of Touring Mix Position:	92' 0"	[28m]
First Balcony Rail:	86' 0"	[26.2m]
First Balcony Rear Wall (Lighting/Projection Booth):	136' 0"	[41.5m]
Second Balcony Rail:	113' 0"	[34.5m]
Second Balcony Rear Wall:	152' 0"	[46m]

Distance from stage centre line to:

Stage Left Wall	59' 8"	[18.18m]
Stage Right Wall	59' 8"	[18.18m]
Structural Columns on walls:	58' 0"	[17.67m]

Wing Space:

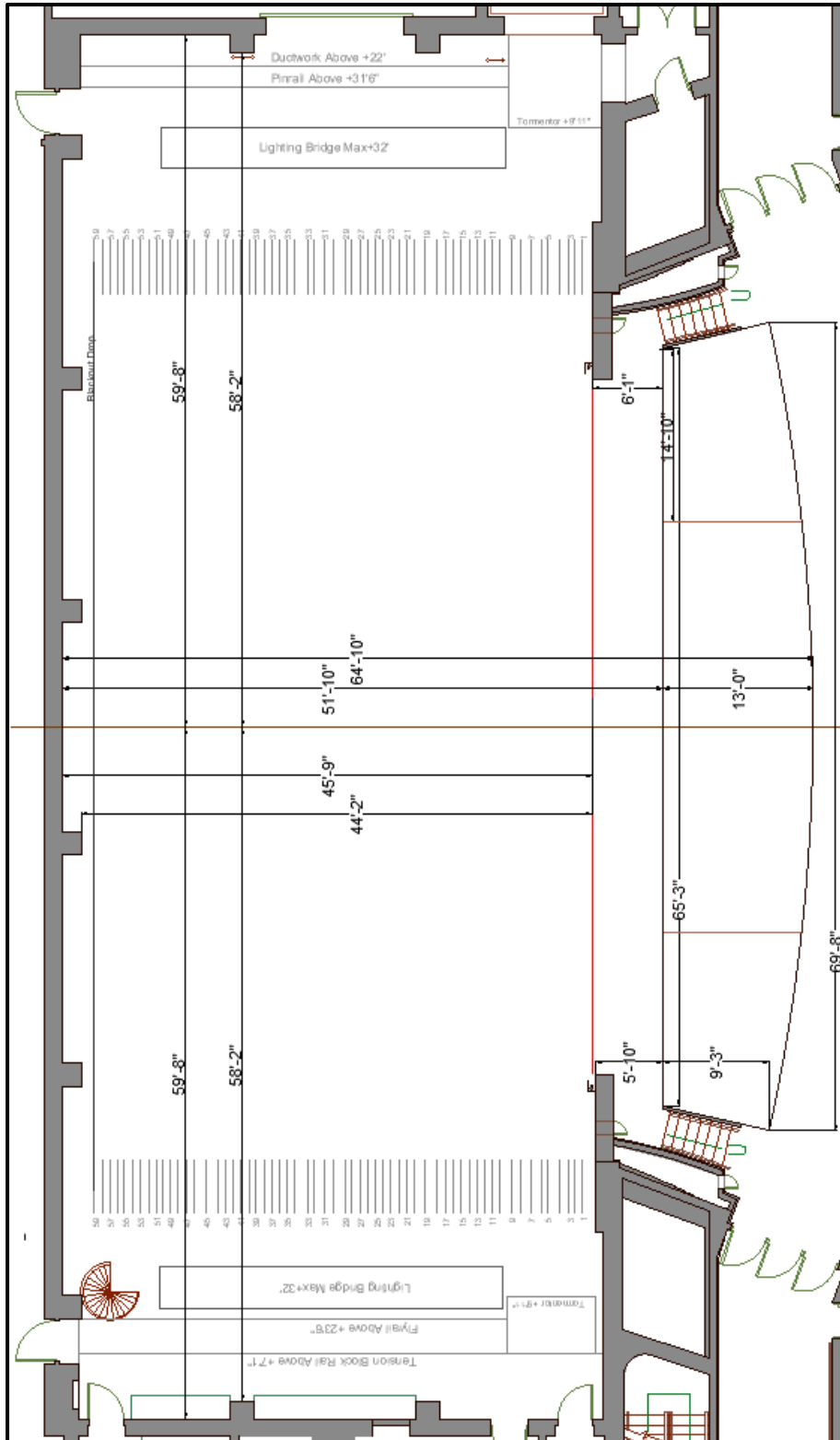
Stage Right	15' w x 37' d	[4.57m x 11.27m]
Stage Left	14' w x 43' d	[4.26m x 13.1m]

Overall approximate 'usable' width of Stage: 112' [34.13m]

Overall depth of Stage:

Back wall to front of stage	51' 6"	[15.69m]
Back wall to front of orchestra pit	64' 10"	[19.76m]

The Venue, The Possibilities



Rigging

The Southern Alberta Jubilee Auditorium is a single purchase, counterweight fly house and comes with a standard house hang of lighting and soft goods. Arrangements may be made to alter or remove the house hang prior to the client's arrival, and at the client's expense. The client is responsible for restoring the house hang, and all associated costs, before the end of the rental period.

Number of linesets:	59
Available linesets:	33 (with house hang in place)
Distance between linesets:	Varies between 6" and 12" [150mm to 300mm] but typically 8" [200mm]
US lineset to US wall columns:	1'2" [350mm]

Lineset capacity:	2000 lbs	[907 kg]
Counterweight available:	36000 lbs	[16330 kg]
Batten length:	84' 0" typical	[25.6m]
Batten material:	1 ½" Schedule 40 steel pipe	

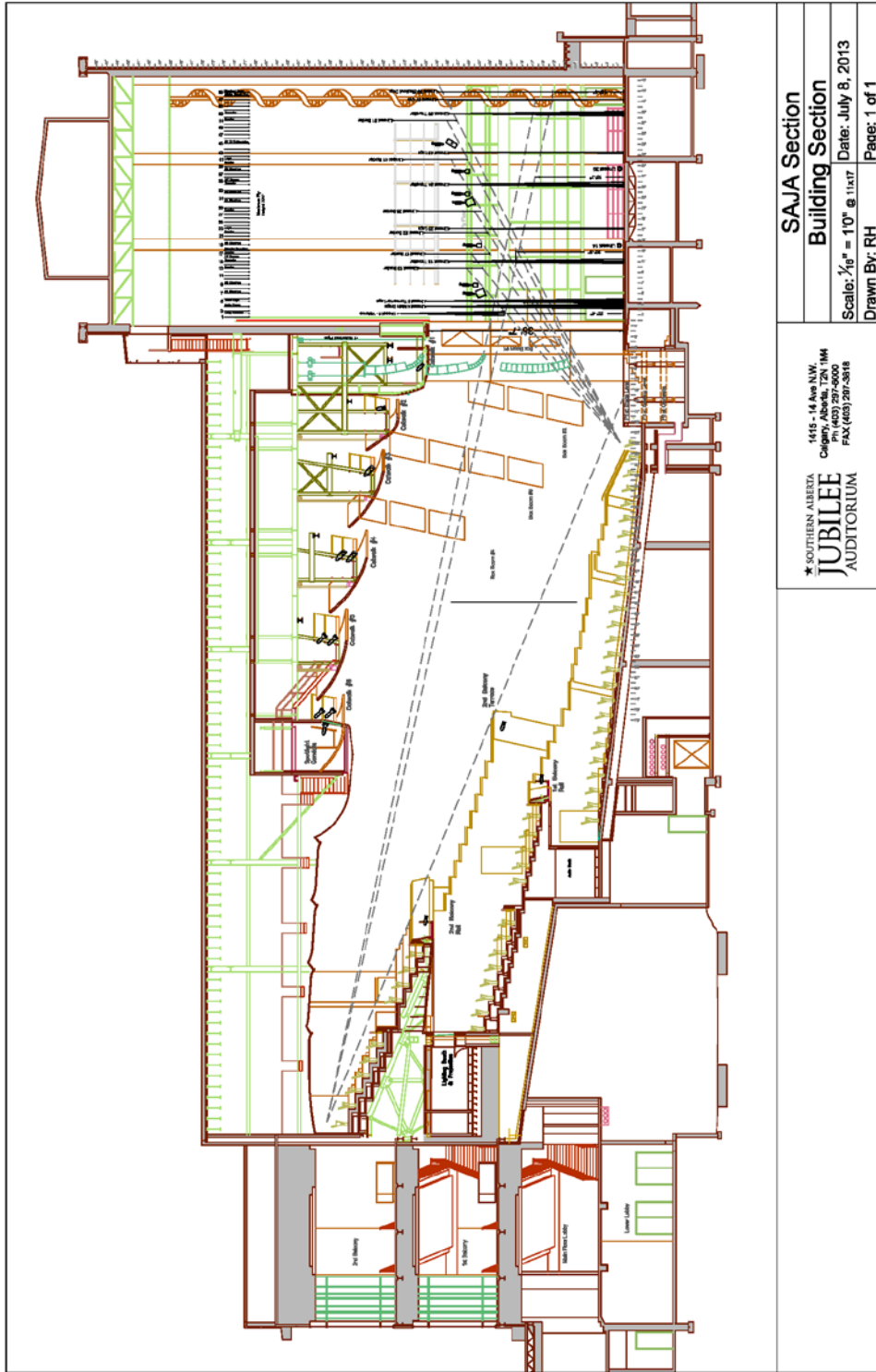
Maximum flying height:	70' 4"	[21.43m]
Maximum travel:	66' 10"	[20.4m]
Batten low trim from deck	3' 6" typical	[1.08m]
Floor to Grid distance:	85' 2"	[25.95m]
SR locking rail height:	26' 6"	[8.07m]

Loft blocks are upright style, mounted to the walking grid. The kicking of some linesets is restricted by grid structure. See lineset schedule for restrictions.

Temporary/Show Specific Rigging

Temporary rigging (i.e. chain hoists) may be installed above the stage from temporary rigging pipes on the walking grid. Consultation with the Technical Coordinator is required to determine allowable point loads and locations. Maximum total live loading of the grid is approximately 100,000 lbs. (45,360 kg). Any production exceeding the allowable loads as per the Structural Assessments or exceeding 60,000 lbs. (27,215 kg) or requiring a concentrated load over 5,000 lbs (2,268 kg) in a panel area must have approval from an Auditorium-specified licensed engineer. Please refer to our [Grid Loading Drawing and Structural Assessment](#) on our web site.

Temporary FOH points may also be installed from rigging beams located in front of each lighting catwalk. See [FOH Rigging Plot](#) for specific loads.



★ SOUTHERN ALBERTA
JUBILEE
 AUDITORIUM

1415 - 14 Ave. NW,
 Calgary, Alberta
 PH (403) 297-5000
 FAX (403) 297-3818

SAJA Section
Building Section
 Date: July 8, 2013
 Scale: 1/8" = 1'-0" @ 11x17
 Drawn By: RH Page: 1 of 1

Stage Floor

Stage surface is 1/4" [6mm] black "Stagelam", laid over two layers of 3/4" plywood. Painting of the stage surface is not permitted. The stage contains no traps. Permission required prior to screwing or lagging.

Uniform Distributed Load:	150 psf	[732 kg/m ²]
Concentrated Loads:		
- within 1" [25mm] diameter:	1200 lbs	[545 kg]
- within 3' 3" [1m] diameter:	2000 lbs	[910 kg]
- within 10' 0" [3m] diameter"	12000 lbs	[5400 kg]

Orchestra Pit

Surface is 1/4" [6mm] black "Stagelam", laid over two layers of 3/4" plywood. Painting is not permitted. The pit is fan-shaped and consists of three lift sections. Lift operation is by Spiralift. The pit lift may be positioned at stage level as a forestage, at audience level for additional seating (118 chairs), or at orchestra level to accommodate up to 60 musicians. The stage left section of the pit lift is also used to bring pianos from storage to the stage. Installation of safety barriers is mandatory when moving the lift below audience level during material handling.

The house orchestra pit safety net must be installed at Lessee's expense whenever the pit is used at orchestra level or whenever the pit is positioned 47" [1200mm] or more below stage level. When used for audience seating, the Lessee is responsible for the crew costs to setup and put away the pit seating.

Dimensions of Pit:

Upstage edge to downstage edge at off stage ends	9'7"	[2.92m]
Upstage edge to downstage edge at centre of pit	13' 5"	[4.08m]
Width at upstage edge of pit	65' 3"	[19.88m]
Width at downstage edge of pit	69' 8"	[21.23m]
Depth below stage level	8' 11"	[2.72m]
Height from auditorium floor to stage level	40 1/2" +/- 1/4"	[1.028m +/- 6mm]

Capacity of centre lift:	Lifting capacity	23,250 lbs.	[10,575 kg]
	Static capacity	69,750 lbs	[31,725 kg]
Capacity of each outside lift:	Lifting capacity	9,000 lbs.	[4,065 kg]
	Static capacity	26,825 lbs.	[12,195 kg]

Lift capacities may exceed allowable floor load ratings.

Curtains/Soft Goods

Main Curtain

Two panels, 32 oz. dark grey velour with fullness, overall: 39'3" h X 78' w [11.96m x 23.8m]
 Motorized operation from stage right as traveler or guillotine.

Main Valence

32 oz. dark grey with fullness 20' h x 76' w [6.1m x 23.1m]

Legs and Travelers

1 pair legs 32 oz. dark grey velour with fullness 37' h x 25' w [11.3m x 7.6m]

6 pairs legs 20 oz. black velour legs without fullness 32' 8" h x 27' w [9.95m x 8.2m]
 - 2 pair in house hang, 4 pair in storage

3 traveler sets full stage 20 oz. black velour, 50% fullness 32' 8" h x 88' w [9.95m x 25.6m]

All house hang legs and travelers are on traveler tracks. Traveler on Line Set #15 is motorized.

Traveler curtains will fully close. House Legs will close to a 32'0" opening (16'0" O.C.)

Operation of travelers and legs is from stage right.

Borders

7 black velour 20 oz. without fullness 12' h X 84' w [3.6m x 25.6m]
 - 6 in house hang, 1 in storage

1 black velour 20oz without fullness 20' h x 80' w [6.1m x 24.4m]

Blackout Drop and Tab Curtains (in storage)

1 black velour 20 oz. without fullness; 1 black commando 35' h x 80' w [10.66m x 24.38m]

2 black velour 20 oz. without fullness; 2 black commando 35' h x 42' w [10.66m x 12.80m]

Specialty Drops (in storage)

4 decorative "Shimmer" organza 'Raspberry' 33' h x 16' w [10.m x 4.9m]

1 white Scrim 34'4" h x 80' w [10.46m x 24.4m]

2 black Scrim 34' h x 80' w [10.36m x 24.4m]

Cyclorama

1 white (Bone) Plastic "Strong-MDI Studioview" 35' h x 80' w [10.66m x 24.38m]

1 white filled leno cloth 35' h x 80' w [10.66m x 24.38m]

Projection Screens

White Front Projection "Strong-MDI Northview" 28' h x 64' w [8.53m x 19.50m]

Black Rear Projection "Strong-MDI Blackview" 28' h x 64' w [8.53m x 19.50m]

Draper Stage Screen w/ front and rear screens (in storage) 9'0" h x 16'0" h [2.74m x 4.88m]

Please see the **Fly System Lineset Schedule** for current house hang locations. Any changes to the house hang must be restored prior to the end of the rental period.

Pianos

- 2 - 9' Steinway Model "D" Concert Grand, tuned to A440
- 1 - Upright Steinway Model 1098 'pit' piano
- 1 - 7' Steinway Model "B" Grand located in the Rehearsal Hall
- 1 - 6' Steinway Model "L" in Conductor's Suite
- 1 - Upright Steinway Model "K" located in Barre room

The pianos are kept touched up, but not concert tuned. Concert tuning must be arranged in advance with the Technical Coordinator, and tuning fees apply.

Additional Staging Equipment

- 24 - Wenger StageTek risers 4' x 8' [1.2m x 2.4m]
- 8 - Wenger StageTek risers 4' x 4' [1.2m x 1.2m]
- 75 legs @ 8" 75 legs @ 12" 75 legs @ 16"
- 75 legs @ 24" 50 legs @ 32" 50 legs @ 40"
- 20 legs adjustable 30" - 54"

8 drum riser legs with wheels @ 24"

8 drum riser legs with wheels @ 12"

2 - three-step stair units (adjustable)

2 - six-step stair units (adjustable)

Skirting, chair rails and handrails available

12 Wenger Signature Choral Risers, four step (8" rise [200mm])
 - five units reversed

20 Wenger Legacy Classic Acoustical Bandshell sections

230 Wenger music stands

2 Wenger Conductor music stands

48 Manhasset music stands (rehearsal hall)

24 Manhasset music stands (FOH)

2 Lecterns - adjustable 38" - 43 1/2"

200 Black stacking 'banquet' chairs

20 Cello chairs

160 Charcoal grey folding chairs

65 Platform chairs w/ arms (fabric matches audience seating)

4 Wooden bar stools 24" painted black

14 Wooden bar stools 30" painted black

12 rolls Rosco Adagio dance floor 59' x 5'3"w [18m x 1.6m]

- will cover 70' 6" W x 63'0" D performance area; subject to extra charge for tape and labour

1 - Upright 38' personnel lift, 44' [13.4m] working height

1 - Skyjack 26' scissor lift, 32' [9.75m] working height

Lighting

The house control console consists of a grandMA2 full-size with MAnet, grandMA2 full-size tracking backup console, a grandMA2 full-size side-stage remote console, and a designer's remote video station. The main console is located in the lighting booth at the rear of First Balcony, house centre and cannot be moved.

Operation of house light and stage work lights/running lights is through an ETC Paradigm architectural controller. Houselights can be operated from the lighting console, or the independent control stations.

Space for road lighting consoles is available in the house mix position, which is located at the rear center of the Main Floor seating. 160' [50m] snake minimum (225' [70m] or longer recommended) is required to reach from the DSR mousehole to the mix position. Main road power is located on the USR wall.

Dimmers:

1028 – 2.4K/20A CD80/CD80SV dimmers with C21 controls (dimmer per circuit)

20 – 6K/50A dimmers

38 – 2.4K/20A constant modules (LED house lights)

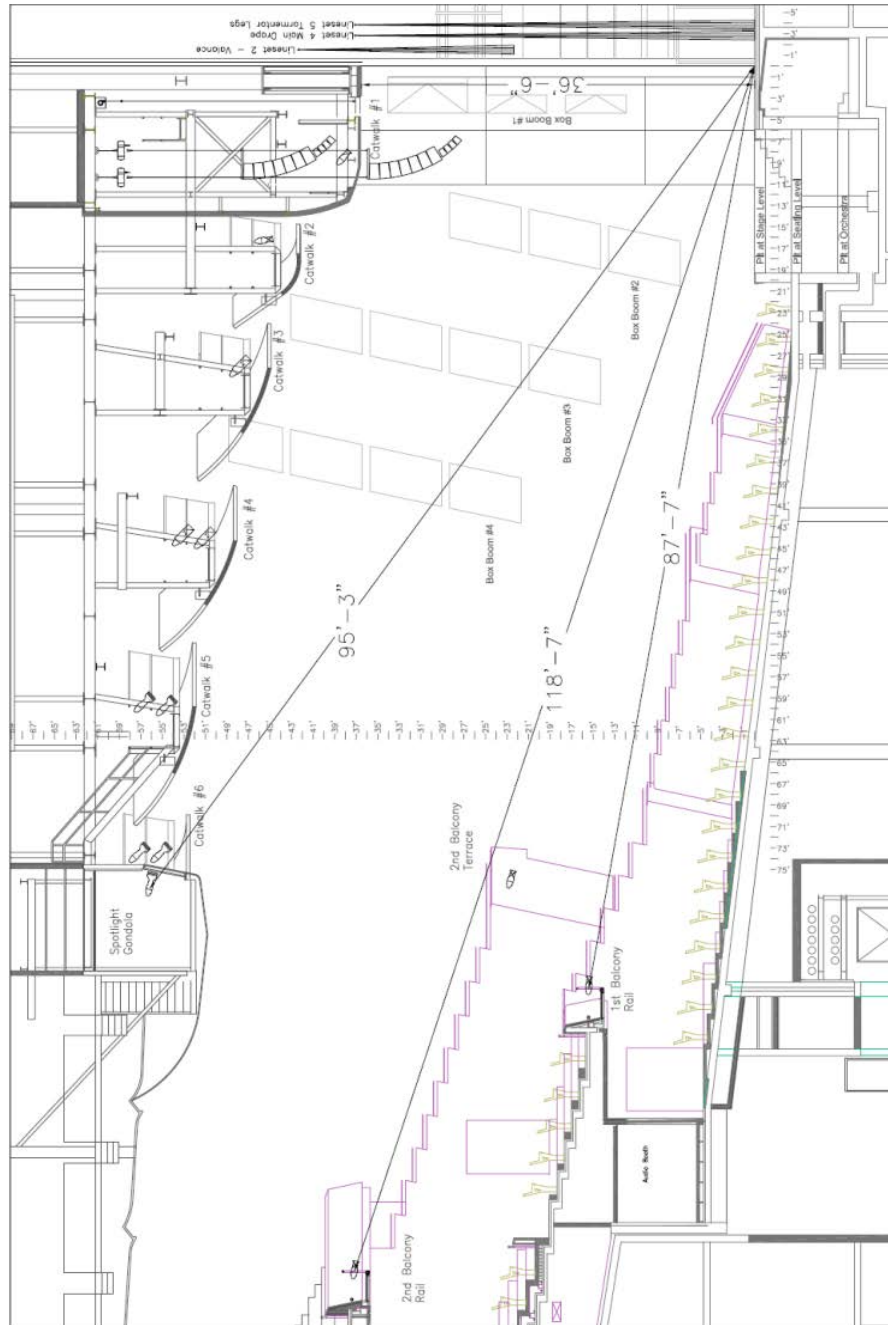
147 – 2.4K/20A non-dim circuits

All 20A circuits utilize NEMA L5-20 twist lock connectors.

All 50A circuits utilize NEMA 5-50 straight pin connectors.

DMX routing capabilities is available from/to:

Rear Center Main Floor Seating, Main Floor Seating, Lighting Booth, Up Stage Left, Down Stage Left, Up Stage Right, Down Stage Right, Linesets #7, #9, #19, #30, #32 and #38; SR Side Bridge, SL Side Bridge, Dimmer Room, Spotlight Gondola, Catwalks, Projection Room, First Balcony Rail, Second Balcony Rail, Box Booms Level B and D, and Loading Dock/ Lighting Lockup.



House Hang

An extensive house lighting hang is included with the rental. House hang fixtures are available to the client for use and repurposing, but any alteration of the house hang must be restored before the end of the rental period. Any labour cost required for the restore is the responsibility of the lessee.

Front of House Lighting

Catwalk #1:

24 - 26 Degree ETC Source Four, 575 watt
24 - 20A dimmers

Catwalk #2:

24 - 19 Degree ETC Source Four, 575 watt
24 - 20A dimmers
2 - 20A non-dim

Catwalk #3:

Lower Rail: 24 - 14 Degree ETC Source Four, 750 watt
Upper Rail: 24 - 15/30 Degree Zoom ETC Source Four, 750 watt
48 - 20A dimmers
2 - 20A non-dim

Catwalk #4:

Lower Rail: 24 - 14 Degree ETC Source Four, 750 watt
Upper Rail: 24 - 14 Degree ETC Source Four, 750 watt
48 - 20A dimmers

Catwalk #5:

Lower Rail: 30 - 10 Degree ETC Source Four, 750 watt
- 12 with Sea Changer colour changers
Upper Rail: 30 - 10 Degree ETC Source Four (14 at 575 watt, 16 at 750 watt)
60 - 20A dimmers
2 - 20A non-dim

Catwalk #6 SL:

Lower Rail: 11 - 10 Degree ETC Source Four (5 at 575 watt, 6 at 750 watt)
Upper Rail: 3 - 5 Degree ETC Source Four, 575 watt
2 - Alpha 1500 Moving Light
12 - 20A dimmers
1 - 20A non-dim

Catwalk #6 SR:

Lower Rail: 11 - 10 Degree ETC Source Four (5 at 575 watt, 6 at 750 watt)
Upper Rail: 3 - 5 Degree ETC Source Four, 575 watt
2 - Alpha 1500 Moving Light
12 - 20A dimmers
1 - 20A non-dim

Spotlight Gondola:

8 - 10 Degree ETC Source Four, 575 watt
16 - 20A dimmers
4 - 20A non-dim

Balcony Rails

First Balcony Rail:

- 24 - 19 Degree ETC Source Four, 750 watt
- 24 - 20A dimmers
- 2 - 20A non-dim
- 1 - 50A 125v dimmer, 1 - 50A 125v non-dim

Second Balcony Rail:

- 30 - 14 Degree ETC Source Four, 750 watt
- 30 - 20A dimmers
- 2 - 20 non-dim

Terrace Seating Rail (each side):

- 4 - 26 Degree ETC Source Four, 575 watt (two as curtain warmers)
- 4 - 20A dimmers

Box Booms (Sidewall Coves – SL/SR are mirrored)

Box Boom #1 (limited sightlines to stage):

- 3 - 36 Degree ETC Source Four, 575 watt
- 3 - 26 Degree ETC Source Four, 575 watt (work in pairs with 36 Degree fixtures)
- 1 - 36 Degree Ovation E3
- 1 - 26 Degree Ovation E3
- 6 - 19 Degree, ETC Source Four, 575 watt
- 16 - 20A dimmers
- 1 - 20A non-dim

Box Boom #2 (limited sightlines to stage):

- 2 - 36 Degree ETC Source Four, 575 watt
- 12 - 26 Degree ETC Source Four, 575 watt (work in pairs with 36 Degree fixtures)
- 1 - 36 Degree Ovation E3
- 1 - 26 Degree Ovation E3
- 2 - Wildfire LT-400 UV Emitters
- 12 - 20A dimmers

Box Boom #3:

- 24 - 15/30 Degree Zoom, ETC Source Four, 750 watt
- 24 - 20A dimmers
- 4 - 20A non-dim

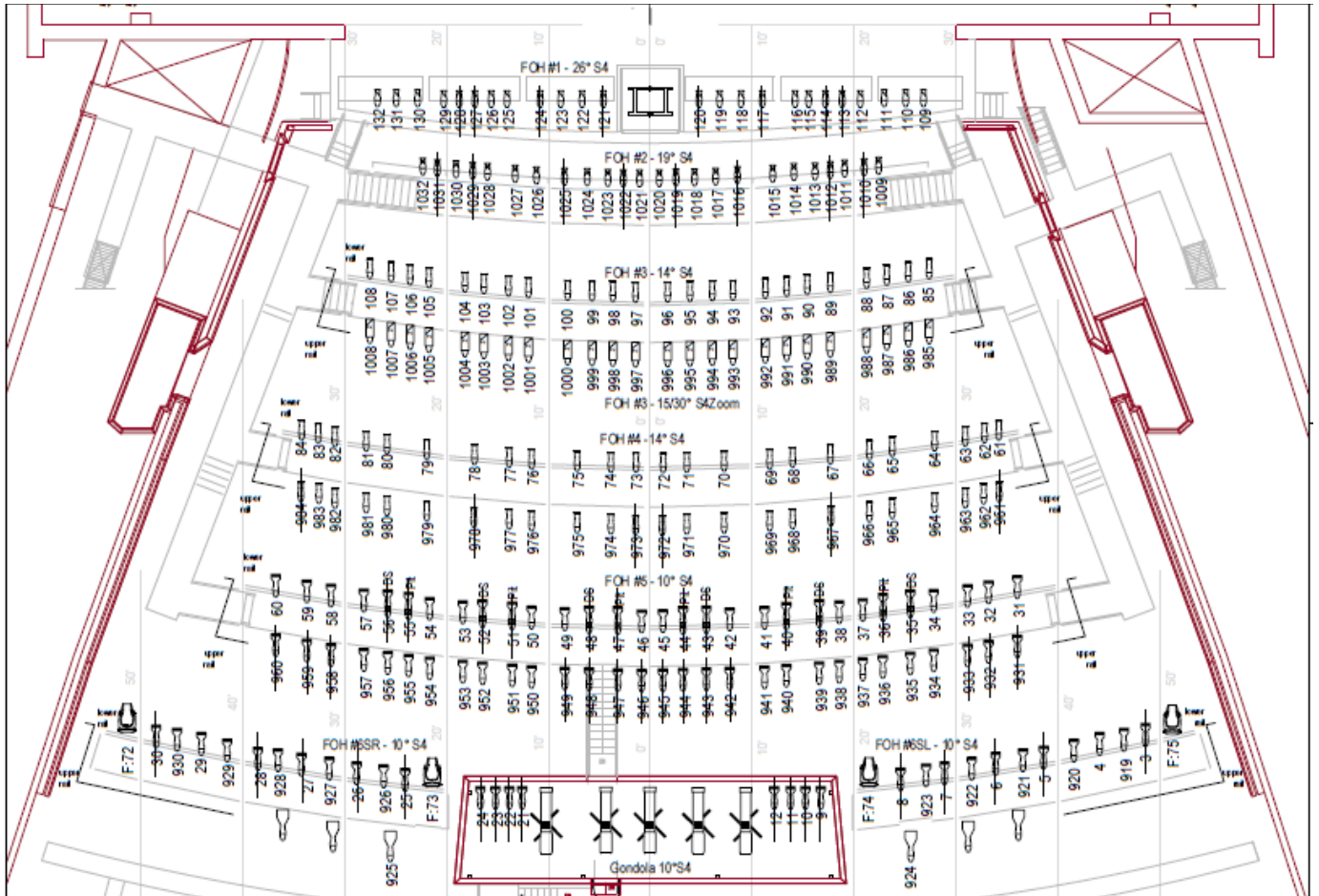
Box Boom #4:

- 18 - 19 Degree ETC Source Four, 575 watt (work in pairs)
- 1 - 10 Degree ETC Source Four, 575 watt
- 1 - Alpha 1500 Moving Light
- 13 - 20A dimmers

Follow Spots

Spot Gondola in FOH Ceiling, adjacent to Catwalk #6.

- 5 - Robert Juliat 'Merlin' 1515C, 2500 watt HMI follow spots (includes one spare)
- Power available for up to 6 follow spot positions
- 6 - NEMA L6-30, 30A 250V, and/or 4 - NEMA L6-20, 20A 250V



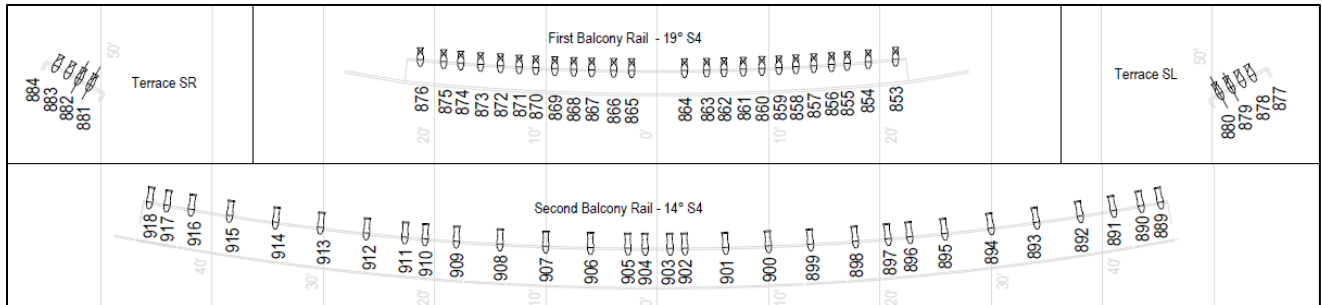
Front of House Catwalks

Fixtures used in the house hang are shown with a line through the symbol.
 House hang fixtures are typically lamped at 575 watts.

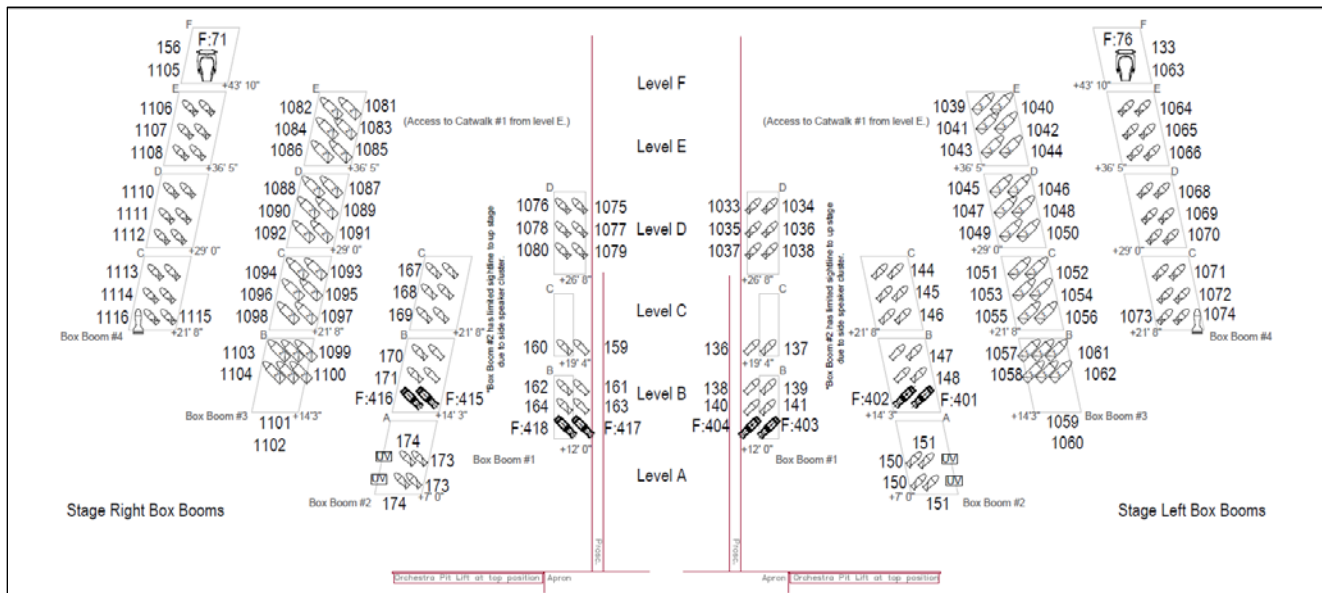
Follow Spot House Colours

Frame #	Gel #	Description
1	R33	No Colour Pink
2	R34	Flesh Pink
3	R54	Special Lavender
4	L205	1/2 CTO
5	L202	1/2 CTB
6	R132	Quarter Hamburg Frost

Other colours are available for mounting.



Balcony Rails and Terrace



Box Boom

Fixtures used in the house hang are shown with a line through the symbol.

House hang fixtures are typically lamped at 575 watts.

On Stage Positions

Electrics #1 (Lineset #7):

- 48 - 20A dimmers - single hanging pipe with a house hang comprised of:
 - 5 - Ayrton Eurus TC automated lighting fixture
 - 8 - 26 Degree ETC Source Four, 575 watt
 - 4 - 36 Degree ETC Source Four, 575 watt

Electrics #2 (Lineset #9):

- 48 - 20A dimmers - single hanging pipe with a house hang comprised of:
 - 28 - Wide Flood MCM PAR, ETC Source Four, 575w (borderlight consisting of red, blue, lav and amber)
 - 7 - Robin 800, Robe LED automated wash fixture

Electrics #3 (Lineset #19):

- 48 - 20A dimmers - single hanging pipe with a house hang comprised of:
 - 28 - Wide Flood MCM PAR ETC Source Four, 575w (borderlight consisting of red, blue, lav and amber)
 - 7 - Robin 800, Robe LED automated wash fixture

Electrics #4 (Lineset #30):

- 48 - 20A dimmers - single hanging pipe with a house hang comprised of:
 - 5 - Ayrton Eurus TC automated lighting fixture
 - 4 - 26 Degree ETC Source Four, 575 watt
 - 2 - 36 Degree ETC Source Four, 575 watt

Electrics #5 (Lineset #32)

- 24 - 20A dimmers (most circuits with two outlets) - single hanging pipe with a house hang comprised of:
 - 28 - Wide Flood MCM PAR, ETC Source Four, 575w (borderlight consisting of red, blue, lav and amber)
 - 7 - Robin 800, Robe LED automated wash fixture

Electrics #6 (Lineset #38)

- 22 - 20A dimmers; 2 - 20A non-dim - single hanging pipe with a house hang comprised of:
 - 12 - MFL PAR64, 1KW - no color
 - 5 - Ayrton Eurus TC automated lighting fixture

Electrics #6A (Lineset #45)

- 30 - 20A dimmers (circuits with two outlets)

Electrics #7 (Lineset #55)

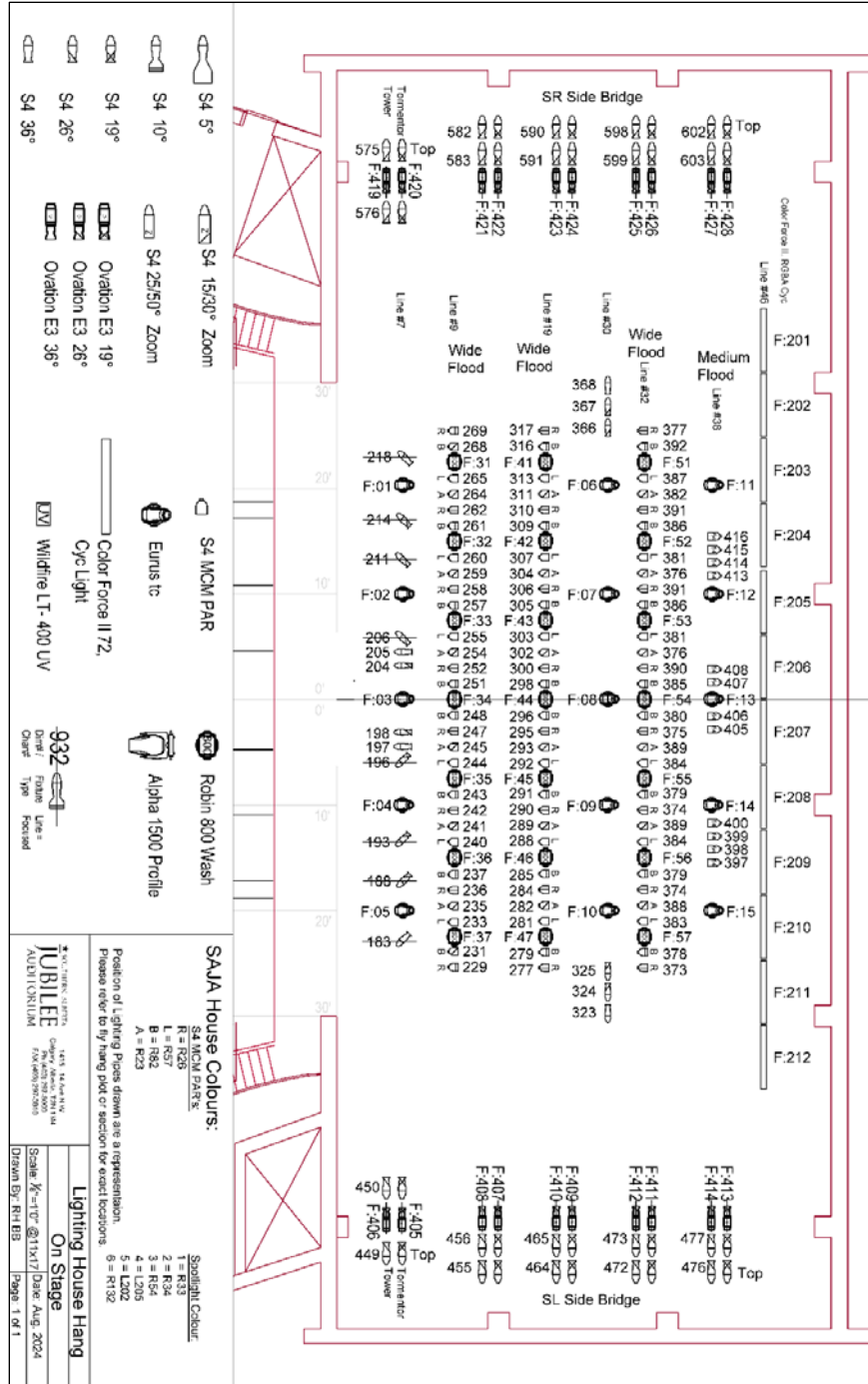
- 12 - Color Force II 72 RGBA LED Cyclorama fixtures

Side Bridges are controlled by chain motors and can be raised to a maximum clearance of 32' [9.75m].

- 8 - 26 Degree ETC Source Four, 575 watt
- 8 - 19 Degree ETC Source Four, 575 watt (work in pairs with 26 Degree)
- 4 - 26 Degree Ovation E3
- 4 - 19 Degree Ovation E3
- 2 - 50A dimmers
- 22 - 20A dimmers, two tails per circuit
- 10 - 6 circuit soca outlets (60 - 20A dimmers)
- 6 - 20A non-dim

Tormentor Lighting Positions (each, mirrored):

- 2 - 26 Degree ETC Source Four, 575 watt
- 2 - 19 Degree ETC Source Four, 575 watt (work in pairs with 26 Degree)
- 1 - 26 Degree Ovation E3
- 1 - 19 Degree Ovation E3
- 6 - 20A dimmers



Floor Pockets

- Eleven pockets, each with three 20 Amp dimmers and one 20 Amp non-dim (total 44) on main stage
- Four 50 Amp 125v dimmer
- Four pockets, each with three 20 Amp dimmers and one 20 Amp non-dim (total 16) on orchestra pit

Additional Lighting Equipment

These instruments are in addition to the house hang and are kept in storage. These fixtures, plus the 'on stage position' fixtures are available to augment or replace the house hang. A house hang restore is required during the event's load out.

Fixtures

- 70 19 Degree, ETC Source Four, 575 watt
- 83 26 Degree, ETC Source Four, 575 watt
- 52 36 Degree, ETC Source Four, 575 watt
- 12 50 Degree, ETC Source Four, 575 watt
- 2 90 Degree, ETC Source Four, 575 watt
- 24 25/50 Zoom, ETC Source Four, 575 watt
- 5 15/30 Zoom, ETC Source Four, 750 watt
- 1 19 Degree Ovation E3
- 1 26 Degree Ovation E3

- 3 10 Degree, ETC Source Four, Lens Tube
- 6 19 Degree, ETC Source Four, Lens Tube
- 13 26 Degree, ETC Source Four, Lens Tube
- 12 36 Degree, ETC Source Four, Lens Tube
- 4 70 Degree, ETC Source Four, Lens Tube

- 12 Pallas Four Ground row units, 1 KW each colour, 4 colours in each unit
- 12 Iris 4, Ianiro, Cyc Light units, 1 KW each colour, 4 colours in each unit
- 32 8" Fresnel, Strand, 2 KW (barn doors available)
- 6 6" Fresnel, Strand Fresnellite, 1 KW
- 4 Pepper Fresnel, 200 watt
- 48 MCM PAR, ETC Source Four, 575 watt with lens kit
 - Wide, Medium, Narrow, and Very Narrow lenses available.
- 22 PAR64 Par Cans - 1000 W - 3200 K.
 - Wide, Medium, Narrow, and Very Narrow bulbs available.

- 9 Robin 800, Robe, LED automated wash fixture
- 8 Ayrton Eurus TC automated lighting fixture
- 22 Color Force II 48 RGBA LED cyc/wash fixture (mode 9) (typically ground row)
- 6 Nexus 4x4 LED Blinders

Hazers

- 2 MDG ATMe Hazers
- 2 MDG APS Hazers
- 2 Look Unique 2 Hazers

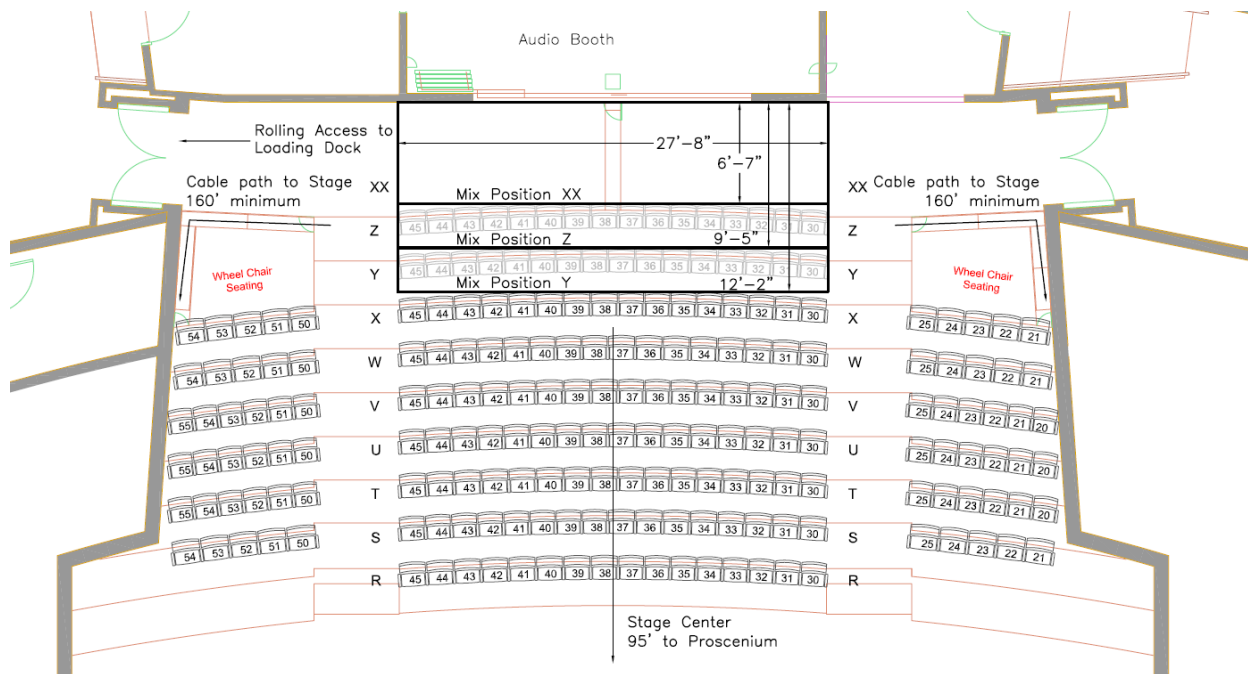
Accessories

- Drop-in iris kits for Source Fours
- Metal Gobo Holders: 190 Source Four 'A' size; 12 Source Four 'B' Size
 - Contact facility if using glass gobos. Must be 'B' size.
- Colour media stocked: ROSCOLUX

Audio

Audio booth is centered at the rear of the Main Floor seating area. Mix Position "XX" is immediately in front of the audio booth and is available for use by touring equipment. The area is not considered a fire aisle and may be cordoned off. Seat removal of the adjacent two rows is available for larger set ups and in-fill risers are available. Labour for removal/reinstall is a client expense.

Minimum 160' (50m) snake required (225' (70m) or longer recommended) to run from DSL to the mix position. Main audio power is located in the basement immediately below the DSL proscenium wall.



Booth Equipment

- 1 - DiGiCo Quantum5 Digital Console (FOH) (Waves capable)
 - 1 - DiGiCo SD10 Digital Console (Monitors) (Waves capable)
 - 1 - DiGiCo SD9 Digital Console (Media Splitter/Spare) (Waves capable)
 - 1 - SD Rack (48 inputs, 32 outputs, 12 AES I/O)
 - 1 - SD Rack (56 inputs, 56 outputs)
- Some outputs and AES I/O are used in the house patch

All house speaker feeds go through the DiGiCo Quantum5 to Meyer Galileo Galaxy 816 DSP units. All FOH Processing is integrated into the DiGiCo system and Galileo processors.

FOH Playback:

- 1 - 8 Channel QLab 4 system

Playback available upon request:

- 2 - Tascam CD-450 CD player
- 2 - Tascam 122 MKIII cassette decks
- 1 - Tascam DA-40 DAT Player
- 1 - Tascam MD-301 MK I

Splitter System

112 channel split to Qunatum5 and SD10 through internal digital split
96 channel Radial OX8-j passive analog microphone splitter
64 channel Multi-cable to down stage left & down stage right (XLR breakout available).
48 channel Multi-cable break-out at the loading dock (XLR breakout available)

Speakers

House PA (Meyers Sound Lab):

Centre Cluster:

- 6 – Leopard reinforcement loudspeakers
- 2 – 900-LFC Subwoofer reinforcement loudspeakers

Line Array Mains (per side):

- 12 – Lyon-M reinforcement loudspeakers

Stage Lip Fill Speakers:

- 8 – UP-4Slim reinforcement loudspeakers (mounted in stage face)
- can be augmented on request by 6 Lina reinforcement speakers

Second Balcony Delay Speakers:

- 4 – UPA-1P reinforcement loudspeakers
- 2 – M1D reinforcement loudspeakers

Subwoofer:

- 6 – 1100-LFC reinforcement loudspeakers
 - typically stacked three high and placed DSR and DSL in front of proscenium
 - stacks prevent use of stairs from auditorium to stage
 - can be flown adjacent to and onstage of the line arrays

Stage Monitors:

Orchestra Pit Side Fill Monitors:

- 2 – UPQ-1P reinforcement loudspeakers (typically for pit seating)

Onstage Side Fill Monitors

- 4 – UPQ-1P reinforcement loudspeakers
- 2 – UPM-2P reinforcement loudspeakers (flown over stage)

Additional Monitors:

- 8 – MJF 208 (70 degree x 50 degree vertical) self-powered loudspeaker
- 8 – MJF 210 (50 degree x 70 degree vertical) self-powered loudspeakers
- 12 – MJF 212A (50 degree X 50 degree) self-powered loudspeakers
- 2 – CQ-1P (80 degree X 40 degree vertical) self-powered loudspeakers
- 2 – 700-HP Subwoofer reinforcement loudspeakers

Microphones

- 2 – AKG D112
- 2 – AKG D12E
- 2 – AKG C414 EB
- 2 – AKG C414B ULS
- 4 – AKG C414 XLS
- 4 – AKG C430
- 2 – AKG C451B matched stereo pair in case
- 1 – AKG C451 E pre-amp
- 6 – AKG C452 EB Pre-amps
 - 2 - AKG CK1 Capsule (Cardioid)
 - 1 - AKG CK2 Capsule (Omni)
 - 2 - AKG CK8 Capsule (Shotgun)
 - 4 - AKG CK9 Capsule (Shotgun)
 - 5 – A51 90° swivel
- 5 – AKG C460 B Pre-amps
- 5 – AKG C480 B Pre-amps
 - 6 - AKG CK61-ULS Capsules (Cardioid)
 - 6 - AKG CK62-ULS Capsules (Omni)
 - 8 - AKG CK63-ULS Capsules (Hyper)
 - 3 – AKG A61 90° swivel
- 8 – AKG C-1000-S
- 5 – AKG GN 15E - 9" gooseneck
- 4 – AKG GN 30E - 15" gooseneck
- 7 – AKG GN 50E - 12" gooseneck
 - 4 – AKG CK31 Capsules (Cardioid)
 - 4 – AKG CK33 Capsules (Hyper)
- 2 – Audio Technica AT4050
- 8 – Audix OM-5
- 6 – Crown PCC-160
- 4 – DPA 2011 MMP-C
- 4 – DPA 4011 MMP-C
- 2 – DPA 4017 MMP-B shotgun
- 4 – DPA 4021 Cardioid (2 matched pairs with mounting kits)
- 6 – DPA 4060-OL-C-B00 d:screet omni lav
- 3 – DPA SC4098-BX45 lectern microphones
- 30 – DPA 4099 Cardioid with various clips
- 8 – DPA FIDEB00-2 d:fine dual ear headsets
- 3 – DPA 4188-DC-F-F00 LH dual ear headset
- 2 – DPA 4288-DC-F-F00-LH dual ear headset
- 8 – ElectroVoice N/D308B
- 2 – ElectroVoice RE20
- 2 – Neumann KM-183
- 5 – Neumann KM-184
- 2 – Neumann KM-185
- 6 – Neumann TLM 103 SE
- 2 – Neumann U 87 Ai
- 10 – Schoeps CMC 6-U
- 4 – Sennheiser 421 II
- 2 – Sennheiser e901
- 6 – SM35 headset mics
- 1 – Shure 520DX Green Bullet
- 2 – Shure Beta 52A
- 8 – Shure Beta 57A
- 12 - Shure SM 57
- 2 – Shure Beta 58A
- 14 – Shure SM58
- 6 – Shure SM58 Switched (plus 3 at consoles)
- 6 – Shure Beta 87A
- 1 – Shure Beta 91
- 2 – Shure Beta 91A
- 3 – Shure Beta 98
- 3 – Shure Beta 98A
- 24 – Shure Axient AD2 handheld transmitters
 - 4 – DPA d:facto 4018VL w/ SL1 heads
 - 10 – Shure Beta 87 heads
 - 20 – Shure SM58 heads
 - 4 – Shure KSM8 heads
 - 4 – Shure KSM9 heads
- 16 – Shure Axient ADX1 lav packs
- 2 – Shure VP88 stereo microphones
- 2 – SE Electronics X1 Studio bundles

Direct Injection Boxes:

- 10 – Radial J48 (Active DI)
- 10 – Radial JDI (Passive DI)
- 4 – Radial Twin ISO (Line Level Isolator)
- 2 – Radial JVD Super DI (Active)
- 6 – Radial Pro AV2 Multi Media
- 3 – Radial BT-Pro
- 3 – ARTcessories Phantom II Pro
- 1 – Cloudlifter CL-2
- 1 – Cloudlifter Z

Intercom

12 ClearCom Freespeak II wireless beltpacks are available for client use. Every house control location has digital ClearCom patching available via the ClearCom Eclipse system. Analog ClearCom can be easily patched into our digital ClearCom system or used separately.

Analog Clear Com Patching Locations:

- 4 - Stage Right
- 4 - Stage Left
- 4 - Light Control
- 4 - Sound Control
- 4 - Projection Booth
- 4 - Stage Right Fly Floor
- 4 - Stage Right Loading Platform
- 4 - Stage Left Pin Rail
- 4 - Loading Dock
- 6 - Spot Gondola: one for each house follow spot location (with headset and pack)
- 2 - House Center (Row "M") production table position
- 4 - Back of Main Floor (Row "Z") mix position
- 4 - First Balcony Rail
- 2 - Dimmer Room

Analog road intercom system (requires road show to supply belt packs, headsets, and power supply) consists of a system of 6 individual dry line loops that can be used for road shows to run to:

- Loading Dock
- Fly Floor
- Sound Control Booth
- Lighting Control Booth
- Spotlight Gondola
- Down Stage Right
- Down Stage Left
- Back of Main Floor
- Rehearsal Hall

Internet

Clients have use of a dedicated wifi network backstage (SSID: SAJA_Touring). Please check on arrival for current password access. Hard-line access available in some backstage rooms and is typically activated after client's arrival. There is no charge for Internet access.

Access patch for outgoing streaming is in audio booth at the back of the main floor.

Projection

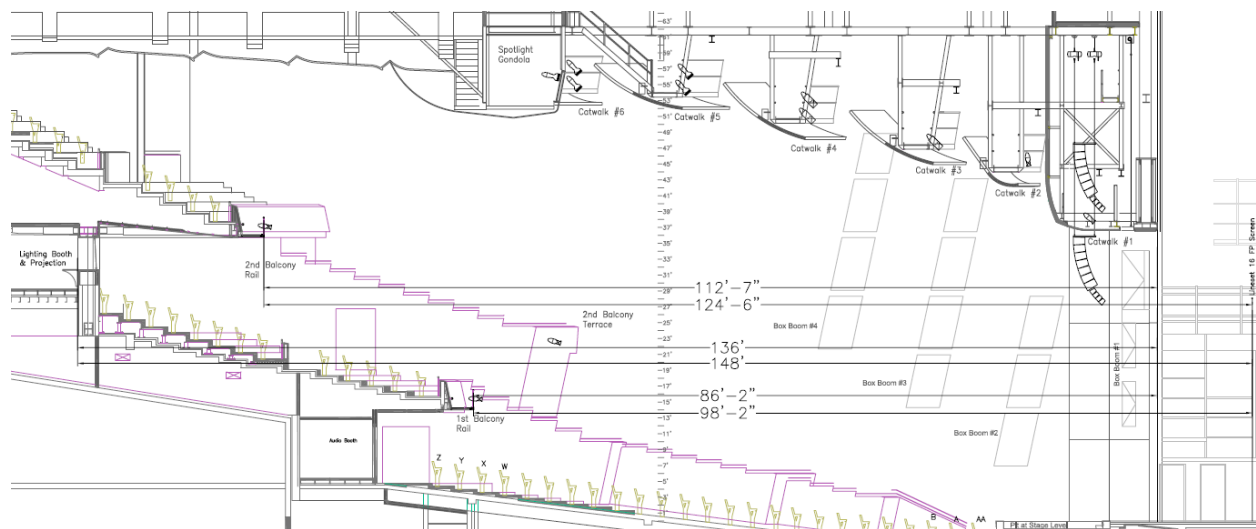
The Southern Jubilee Auditorium does not own projectors or video switching equipment. BNC video patch lines are available to most common locations via a video patch bay. Lessee is responsible to provide any IMAG, routing and projection equipment necessary for their event.

Placement of IMAG cameras in the house may require seat kills to maintain fire aisle access. Videotaping charges may apply.

Available Projection Screens:

White Front Projection (Lineset #16):	28'0" h X 64'0" w	[8.53m x 19.50m]
Distance to FP screen from:		
Projection Booth	148' [45.1m]	
Front of First Balcony	98' [30m]	
Front of Second Balcony	124' [37.8m]	
Black Rear Projection (Lineset #35):	28'0" h X 64'0" w	[8.53m x 19.50m]
Distance from RP screen to Back Wall:	20' [6.09m]	
Typical rear projection throw:	~ 16' [~ 4.9m]	
Draper Stage Screen w/ front and rear screens	9'0" h x 16'0" w	[2.74m x 4.88m]

Projection Distances in FOH



Power Distribution

A licensed electrician is required to install and energize all Cam-lok connections or bare copper tails connections. A licensed electrician is required to break all bare copper tails connections. Cam-lok connectors may be broken by the House Electrician once the circuit is de-energized. Unless noted below, all locations allow connection with either Cam-lok or tails. A licensed electrician is not required to connect or disconnect 50A 'stove plug' connectors.

Lighting/House Power

Up Stage Right:	400 or 600, 400 and 200 Amp 120/208 volts, 3 phase
Up Stage Left:	400 or 600, 400 and 200 Amp 120/208 volts, 3 phase
Down Stage Right Proscenium:	200 Amp 120/208 volts, 3 phase
Down Stage Left Proscenium:	200 Amp 120/208 volts, 3 phase
Loading Dock (main area):	4000 and 200 Amp 120/208, 3 phase
Loading Dock (near Bay 4):	100 Amp 120/208 volts, 3 phase
Dimmer Room (Tails Only):	400 Amp or 600 Amp, 120/208 volts, 3 phase

The following locations have 50A stove plugs (125/250V, 14-50R connector):

DSR, DSL, USR, USL, Box Boom Level B SL & SR, 1st Balcony Rail, Projection Room, Loading Dock

L6-30R connectors available on USL stage wall and via Theatrixx breakout box from 14-50R stove plug in the projection booth.

Audio I/G Power

Down Stage Right Proscenium:	200 Amp 120/208 volts, 3 phase
Down Stage Left Proscenium:	100 Amp 120/208 volts, 3 phase
Down Stage Left Basement:	400 Amp or 200 Amp 120/208 volts, 3 phase
Loading Dock (main area):	200 Amp 120/208, 3 phase
Loading Dock (near Bay 4):	100 Amp 120/208 volts, 3 phase

I/G stove plug (125/250V, 14-50R connector) locations:

DSR, DSL, USR, USL, USC, Mix Position, Loading Dock

Shore (Bus) Power

Each location has a 50A two pole service feeding 50A Stove Plug (125/250v (14-50R)) or 50A Lugs or 30Amp, 20Amp Twist and 15Amp receptacles

2 – Near Stage Door

2 – Loading Dock #1

1 – Loading Dock #4

1 – North Lobby Doors

Backstage Amenities

All dressing rooms equipped with mirrors, makeup lights, showers and toilets.
The Auditorium does not supply towels.

Dressing Rooms

- 2 - Star suites each with capacity for four
- 2 - Chorus Rooms with capacity for 40 in each room (main level)
- 2 - Chorus Rooms with capacity for 20 in each room (lower level)
- 3 - Small two-person dressing rooms
- 1 - Stage right quick change/makeup room

Two star suites each with capacity for four.



Star Dressing Room A



Star Dressing Room B

Two chorus rooms with capacity for 40 in each room (main level).



Female Chorus

The Venue, The Possibilities

Two chorus rooms with capacity for 20 in each room. (Lower Level)



Chorus Room – lower level

Musicians' Lounge

Located stage right of Orchestra Pit - lower level. Approximate size 17' 6" X 37' [5.3m x 11.2m].



Conductor's Suite

Two rooms plus toilet/shower, located stage right of Orchestra Pit – lower level.
Approximate size 15' x 9' and 15' x 12' [4.5m x 2.7m, 4.5m x 3.6m]



Wardrobe Room

Located main level, stage right. Approximate size 24' x 31' [7.3m x 9.4m]. Equipped with three washers and three dryers and two steamers. Laundry sink as well as hookup for portable equipment.



The Venue, The Possibilities

Performers' Lounge

Located rear of stage crossover hallway. Refrigerator, sink and microwave.
Approximate size 16' x 35' [4.8m x 10.6m]



Green Room

Off down stage right, down three steps. Refrigerator and sink.
Approximate size 18' x 31' [5.4m x 9.4m]. Wheelchair accessible.



Barre Room

Lower level, accessible by elevator. Approximate size 35'2" x 37'2" [10.7m x 11.3m]. Has a sprung linoleum floor, mirrors, barre and an upright piano. Wheelchair accessible.



Rehearsal Room

Upper level, above wardrobe room, accessible by elevator. Size is approximately the same as usable stage area: 56' x 38' [17m x 11.5m]. Hardwood floor, no fastening. Equipped with a 7' Steinway Grand Piano and has a small kitchen area. Wheelchair accessible.



Truck Route and Parking

The Southern Alberta Jubilee Auditorium is located near the southeast corner of the interchange at 14th Street NW and 16th Avenue NW (Hwy #1) in Calgary.

From the north or south, take Hwy #2 (Deerfoot Trail) to the junction with Hwy #1 (16th Avenue N). Turn west and follow to 14th Street NW. Turn south one block to 14th Avenue, turn east and follow the signs to the Auditorium.

From the east or west; follow Highway #1 (16th Avenue N) to 14th Street NW. Turn south one block to 14th Avenue, turn east and follow the signs to the Auditorium.

The **Loading Dock** is located at the east corner of the building, off SAIT Way NW and adjacent to the stage door parking lot.



Loading Facility

Door # 1: Loading and unloading only

Maximum trailer length	53'	[16.15m]
Door Width	8' 9"	[2.66m]
Door Height	9' 11"	[3.00m]
Height off ground	3' 10"	[1.16m]
Dock leveler (6' 0" [1.8m] wide) provides adjustment from +2' 2" to -11" (+.66m/- .27m)		

Door # 2: One trailer or truck may be left parked for the event

Maximum trailer length	53'	[16.15m]
Door Width	8' 9"	[2.66m]
Door Height	9' 11"	[3.00m]
Height off ground	3' 10"	[1.16m]
Dock leveler (6' 0" [1.8m] wide) provides adjustment from +2' 2" to -11" (+.66m/- .27m)		

Door # 3: Ground level. Do not block fire lane access alongside of facility.

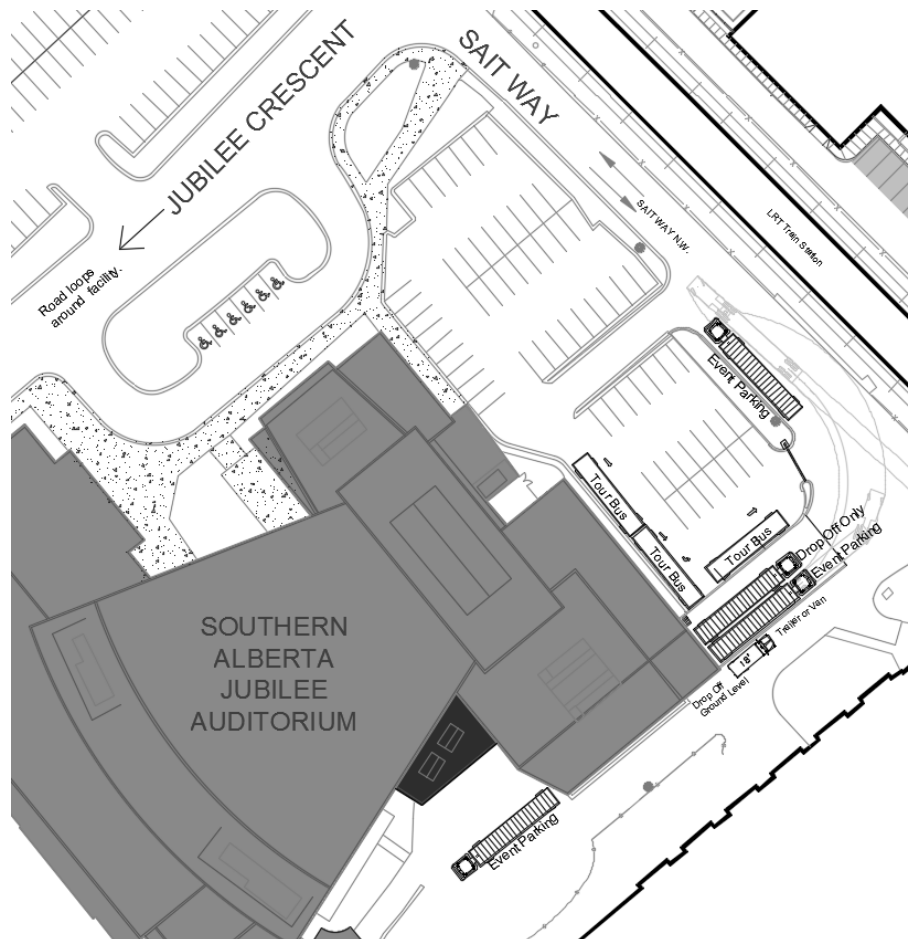
Door Width	13' 9"	[4.19m]
Door Height	7' 11"	[2.41m]
Height off ground	Ground Level	

Door #4: At rear of loading dock wing. One trailer may be left for the duration of the event but must allow access to lower loading dock (Door #5) and cannot block adjacent fire exit doors.

Maximum trailer length	53'	[16.15m]
Door Width	8' 9"	[2.66m]
Door Height	9' 11"	[3.00m]
Height off ground	3' 10"	[1.16m]
Dock leveler (6' 0" [1.8m] wide)	provides adjustment from +2' 1" to -9" [+.6m/- .2m]	

Door #5: Not used for event loading/unloading.

One trailer may be parked on SAIT Way. Clean "wrapped" trailers only may be parked on Jubilee Crescent in front of the venue. Three buses and up to six cars may be parked by stage door.



The Venue, The Possibilities

Distance from loading door to stage: 110' [31m]
 Door to stage from loading dock: 12'0" w x 19'11" h [3.6m x 6m]
 Approximate storage for crates in loading dock: 48' x 30' [14.6m x 9m]
 22' x 75' [6.7m x 22.85m]

