



NAJA LOADING DOCK, PARKING & TRUCK ROUTE INFORMATION

ADDRESS

11455-87 Ave NW
Edmonton Alberta
T6G 2T2 Canada
GPS - 53.521877645056634 -113.52895975112915

GENERAL INFORMATION


- Edmonton International Airport (YEG) is 30 minutes away (after customs)
- Bus parking for 2 at stage door c/w shore power – other buses at West fence
- **No trucks can stay in the loading dock during the show.**
- Parking for five (5) trucks in the South West corner of lot. (Supplied landing gear blocks must be used)



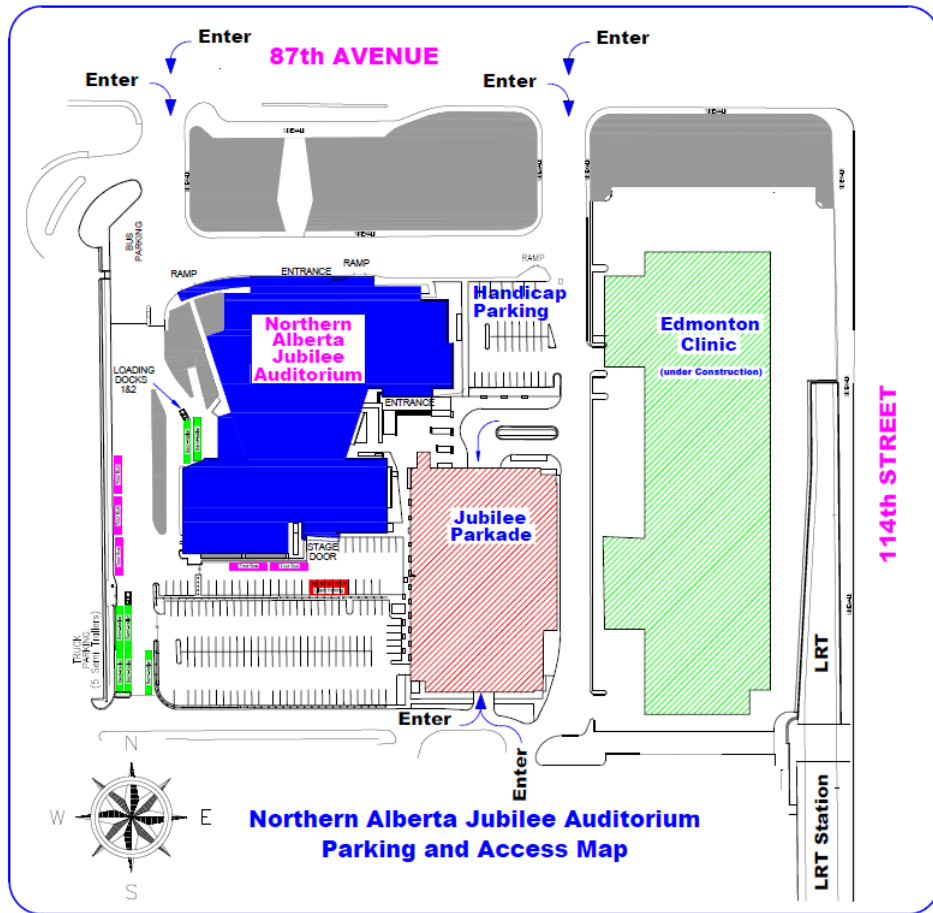
View of the stage door on the south side of the Jubilee looking west

LOADING DOCKS – West side of Building

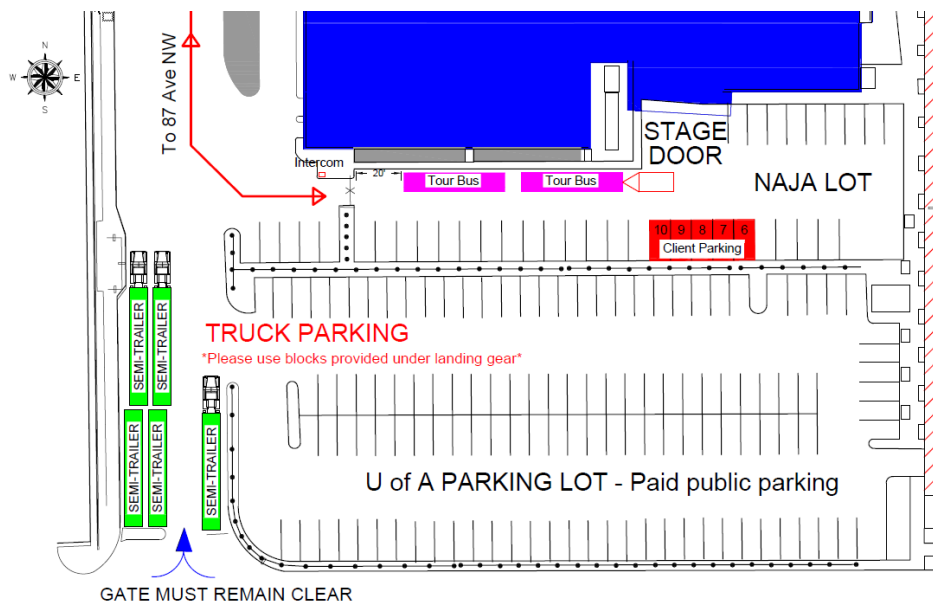
- 2 docks available at stage level
- Located at West side of theatre (doors facing North)
- Two 10' 1" H x 9' 8" W adjacent loading doors (3M 2.9M)
- Room for two 53' long trailers at a time (16.1M)
- **TRAILERS MAY NOT STAY IN THE DOCKS**
- Parking for 5 trucks and 5 buses only on the lot



NAJA SITE MAP

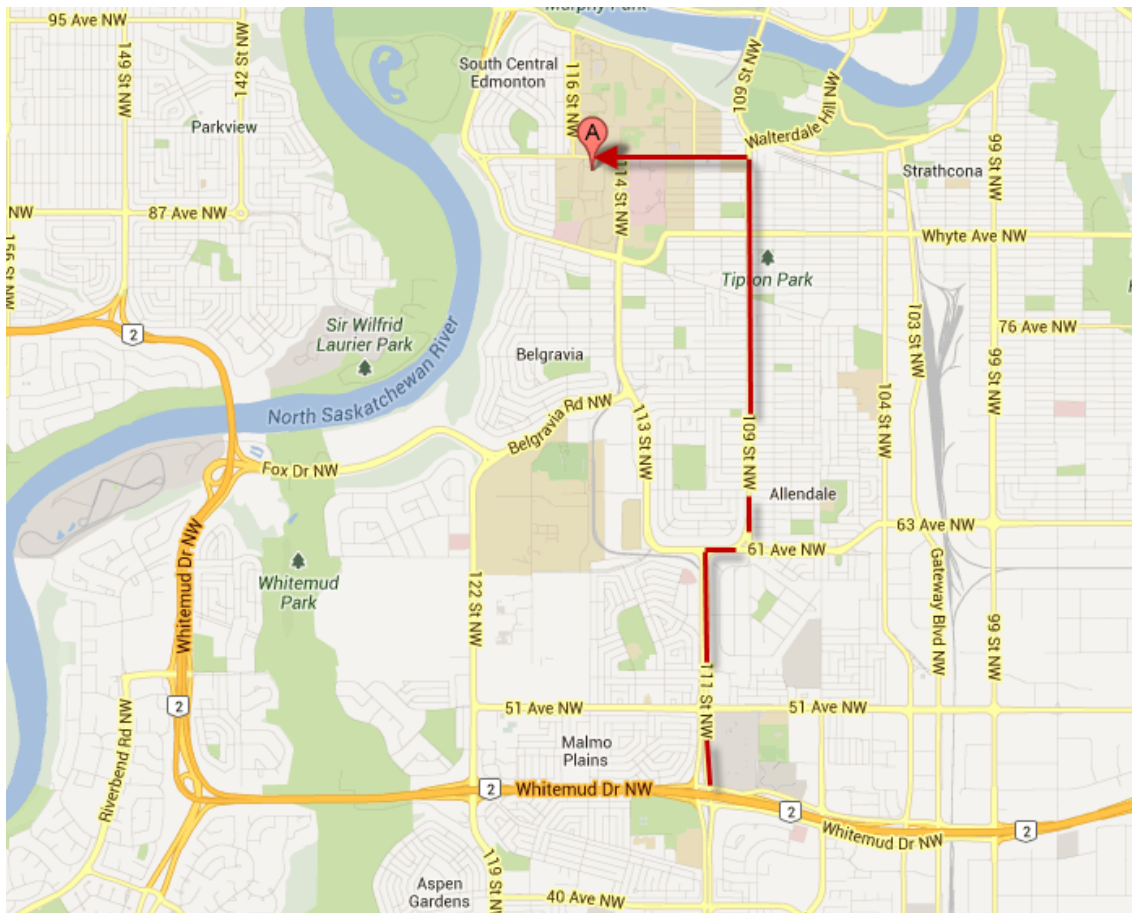


STAGE DOOR LOT DETAIL



TRUCK ROUTE DIRECTIONS

1. Coming north on Highway #2, turn onto Whitemud Drive westbound
OR
 1. Coming east on Highway #16, take Anthony Henday Drive south to Whitemud Drive eastbound
OR
 1. Coming west on Highway #16, take Highway #14 south to Whitemud Drive westbound
THEN
2. Take Whitemud Drive to 111th Street
 3. North on 111th Street to 61st Avenue
 4. East (right) on 61st Avenue to 109th Street
 5. North (left) on 109th Street to 87th Avenue
 6. West (left) on 87th Avenue — the Jubilee Auditorium will be on your left after 114th Street (directly south of the large yellow building).



For further information, please contact:

Cherie Hoyles, Technical Coordinator
780-427-5933 (office) 780-499-5905 (cell)
naja.tech@jubileeauditorium.com